



## **(313-L01) Rolling the Dice with Triple Therapy**

Jessie Dunne, PharmD, BCPS

Snehal Bhatt, PharmD, BCPS

# Disclosure

- The program chair and presenters for this continuing education activity have reported no relevant financial relationships.

# Antithrombotic therapy for ACS

- Aspirin
- Clopidogrel
- Prasugrel
- Ticagrelor
- Vorapaxar
- Cilostazol
- Combination therapy – Dual Antiplatelet Therapy (DAPT)
- Oral Anticoagulation (OAC)
  - “Triple Therapy”
    - DAPT + OAC
    - Triple antiplatelet therapy

# DAPT: How did it get here?

# CURE study

NSTEMI presenting within 24 hours of symptom onset  
(n = 12562)

Clopidogrel 300mg load then 75mg daily +  
aspirin 75-325 mg daily for 3-12 months  
(n=6259)

Placebo + aspirin 75-325 mg daily  
(n= 6303)

Primary endpoint: CV death + stroke + MI  
Mean follow-up: 9 months

# CURE: Efficacy results

Outcome	Clopidogrel	Placebo	RRR	p value
CV death/MI/Stroke (primary endpoint)	9.3%	11.8%	20%	< 0.001
MI	5.2%	6.7%	23%	< 0.001
Stroke	1.2%	1.4%	14%	NS
CV Death	5.1%	5.5%	7%	NS

**Number needed to treat to prevent  
one primary endpoint event = 40  
patients for 9 months**

# CURE: Safety results

Endpoint	Clopidogrel	Placebo	p value
Major bleeding	3.7%	2.7%	0.001
Life-threatening bleeding	2.2%	1.8%	NS
Non life-threatening bleeding	1.5%	0.9%	0.002
Minor bleeding	5.1%	2.4%	<0.001
Transfusion of $\geq 2$ units blood	2.8%	2.2%	0.02
Total bleeding complications	8.5%	5%	<0.001

## Number needed to harm = 100

Major bleeding episodes were defined as substantially disabling bleeding, intraocular bleeding leading to the loss of vision, or bleeding necessitating the transfusion of at least 2 units of blood.

Minor bleeding: other hemorrhages that led to interruption of study medication

# CURE: Life-threatening bleeding

	Clopidogrel	Placebo
Life-threatening	2.2%	1.8%
Fatal bleeding	0.2%	0.2%
Hemoglobin drop > 5 g/dL	0.9%	0.9%
Hypotension requiring inotropes	0.5%	0.5%
Hemorrhagic stroke	0.1%	0.1%
Surgery required	0.7%	0.7%
Received > 4 units of blood	1.2%	1.0%



# CURE: Conclusions

- Clopidogrel use associated with a 20% RRR in the primary endpoint:
  - Driven by reduction in MI
- Major bleeding increased by 38%
  - No difference in life-threatening bleeding
  - Minor and total bleeding were significantly increased

# Complications of Stents

- Stent thrombosis
  - This is a complication of ALL stents
  - Is the most feared complication
  - Is the timing of thrombosis different?
- What are the concerns with stent thrombosis?
- Can the risk be modified or minimized?

# Stent Thrombosis: Why are we concerned?

- Present as MI
  - Usually STEMI
- Always requires emergent PCI for management
- 30-day mortality: 10 – 25 %
- Recurrence: 20% will have a second episode within 2 years

# Duration of DAPT per STEMI Guideline



P2Y<sub>12</sub> inhibitor therapy should be **given for 1 year** to patients with STEMI treated with coronary stents during primary PCI using the following maintenance doses:

- Clopidogrel 75 mg daily; or
- Prasugrel 10 mg daily; or
- Ticagrelor 90 mg twice a day



Continuation of a P2Y<sub>12</sub> inhibitor **beyond 1 year** may be considered in patients undergoing DES placement.

# Duration of DAPT per NSTEMI Guideline



P2Y<sub>12</sub> inhibitor therapy should be **given for at least 1 year** to post PCI patients treated with coronary stents using the following maintenance doses:

- Clopidogrel 75 mg daily; or
- Prasugrel 10 mg daily; or
- Ticagrelor 90 mg twice a day



P2Y<sub>12</sub> inhibitor therapy should be **given for up to 1 year** in patients who do not receive coronary stents using the maintenance doses:

- Clopidogrel 75 mg daily; or
- Ticagrelor 90 mg twice a day



Continuation of a P2Y<sub>12</sub> inhibitor **beyond 1 year** may be considered in patients undergoing stent implantation

# Duration of DAPT per PCI Guideline



P2Y<sub>12</sub> inhibitor therapy should be **given for at least 1 year** to post PCI patients treated with coronary stents for ACS, using the following maintenance doses:

- Clopidogrel 75 mg daily; or
- Prasugrel 10 mg daily; or
- Ticagrelor 90 mg twice a day



Continuation of DAPT beyond 12 months may be considered in patients undergoing DES placement



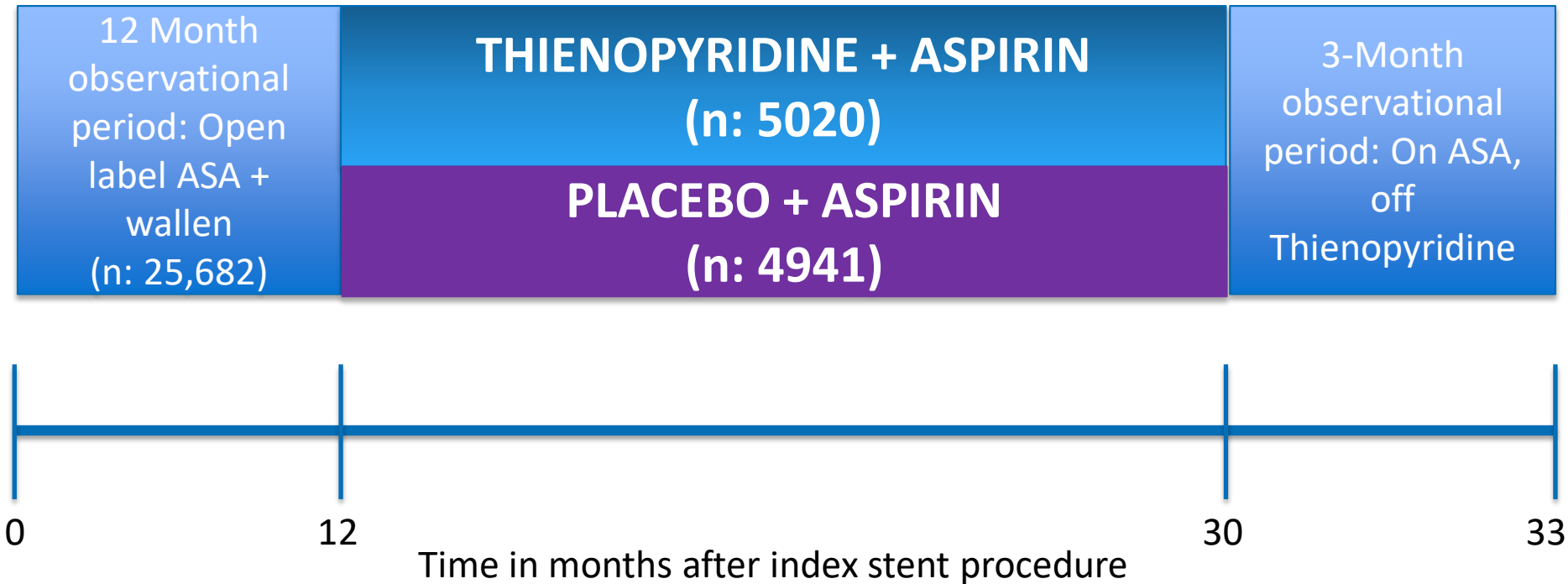
Clopidogrel should given to patients receiving drug-eluting stents for a non-ACS indication for at least 12 months if the patients are not at high risk of bleeding; or in patients receiving bare metal stents for a non-ACS indication for a minimum of 1 month, but ideally for 12 months

- If the patient received a bare metal stent and is at increased risk of bleeding then clopidogrel should be given for a minimum of 2 weeks

# Dual antiplatelet therapy (DAPT) Study

- Objectives:
  - In patients with DES: whether DAPT beyond 12 months is associated with:
    - reduction in stent thrombosis and/or
    - major adverse cardiovascular and cerebrovascular events (MACCE)
      - Defined as a composite of: Death, MI, stroke
  - To determine the impact of prolonged DAPT on moderate or severe bleeding

# DAPT Study Design



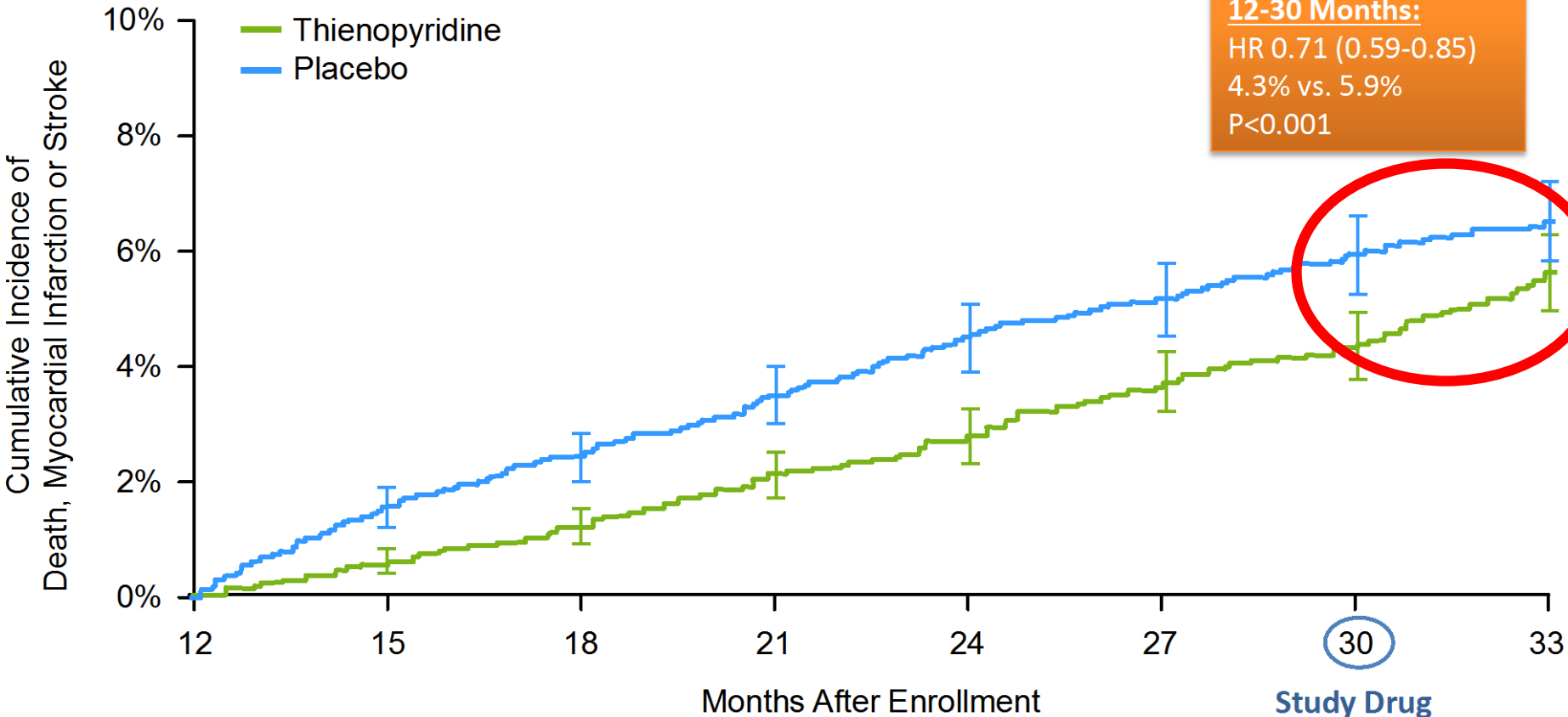
Thienopyridine: Clopidogrel (65%), Prasugrel (35%) of patients enrolled



# Results: MACCE Endpoint

Primary Analysis Period

**12-30 Months:**  
 HR 0.71 (0.59-0.85)  
 4.3% vs. 5.9%  
 P<0.001

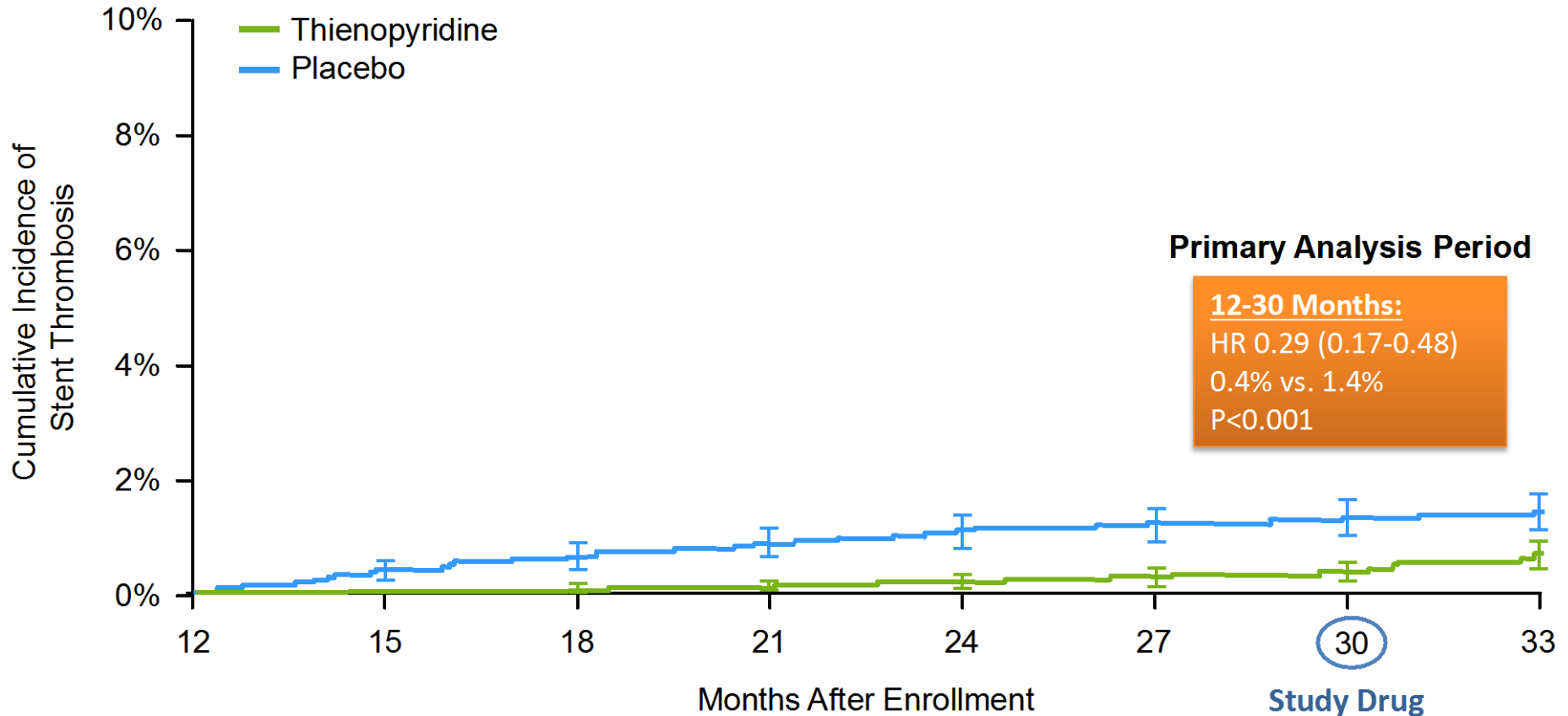


# At Risk

Thienopyridine	5020	4917	4840	4778	4702	4611	4554	3029
Placebo	4941	4799	4715	4635	4542	4476	4412	2997



# Results: Stent Thrombosis

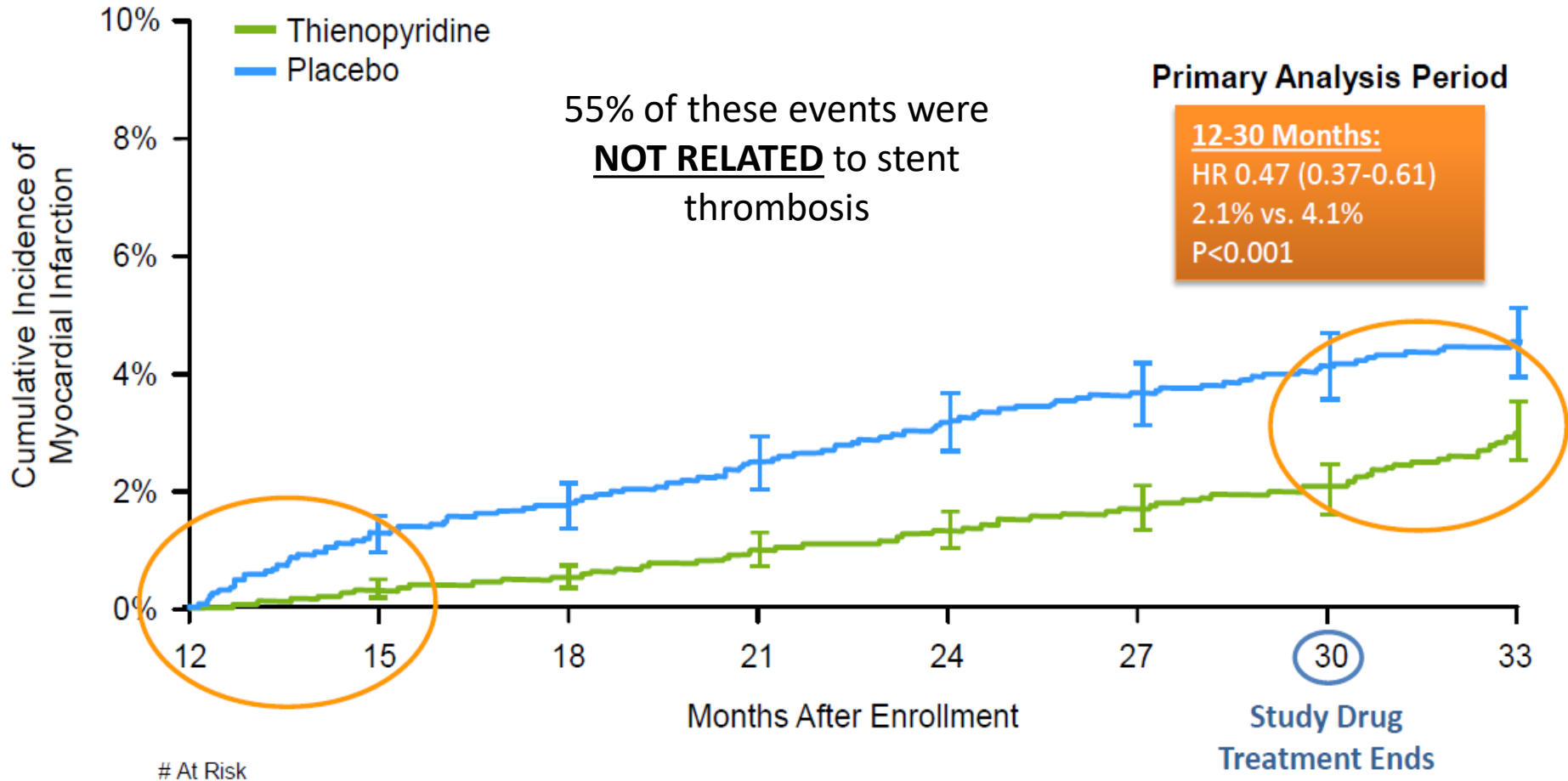


# At Risk

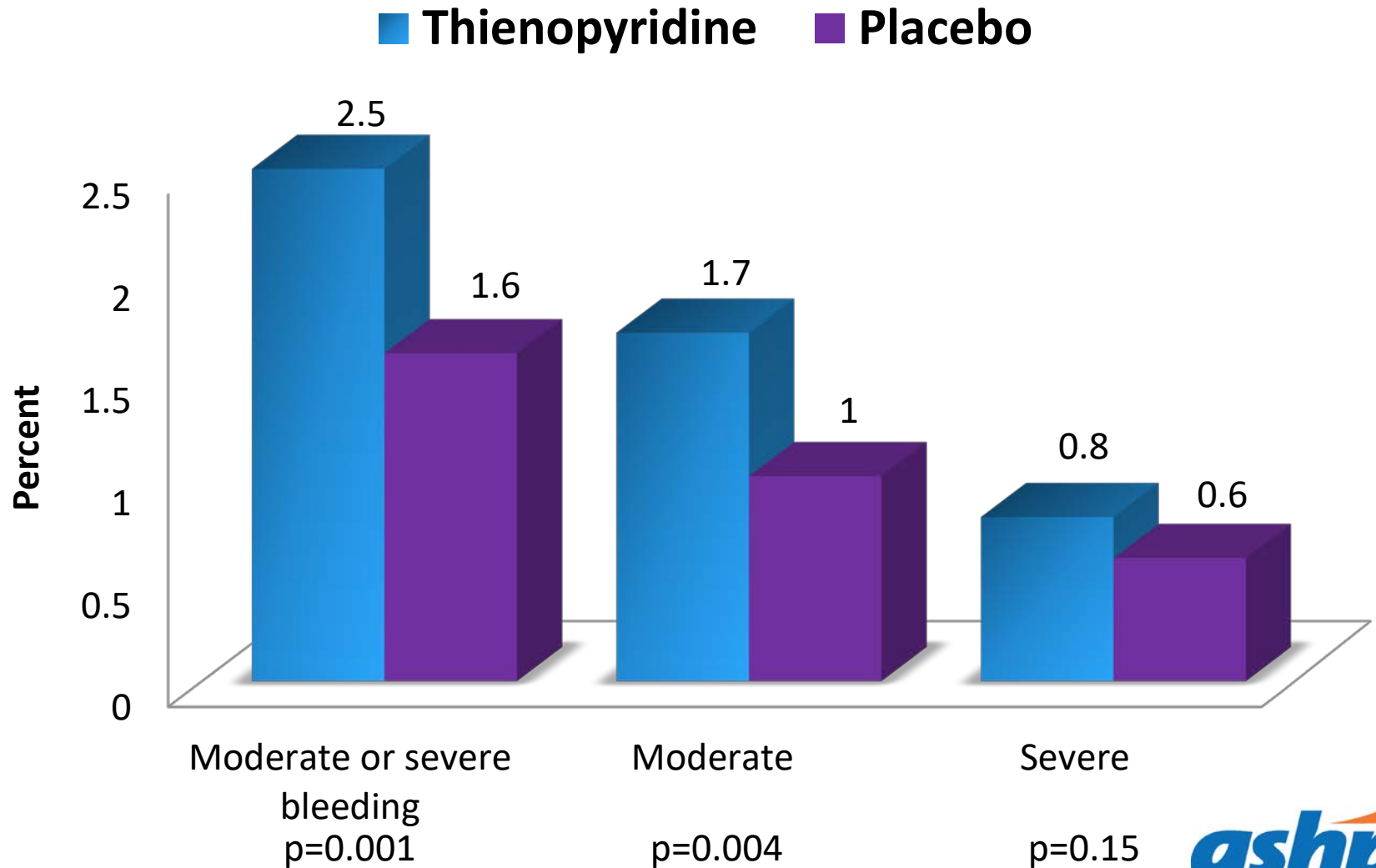
Thienopyridine	5020	4934	4870	4828	4765	4686	4642	3110
Placebo	4941	4845	4775	4721	4651	4603	4556	3105

Study Drug  
Treatment Ends

# Results: Myocardial Infarction



# DAPT: Safety results



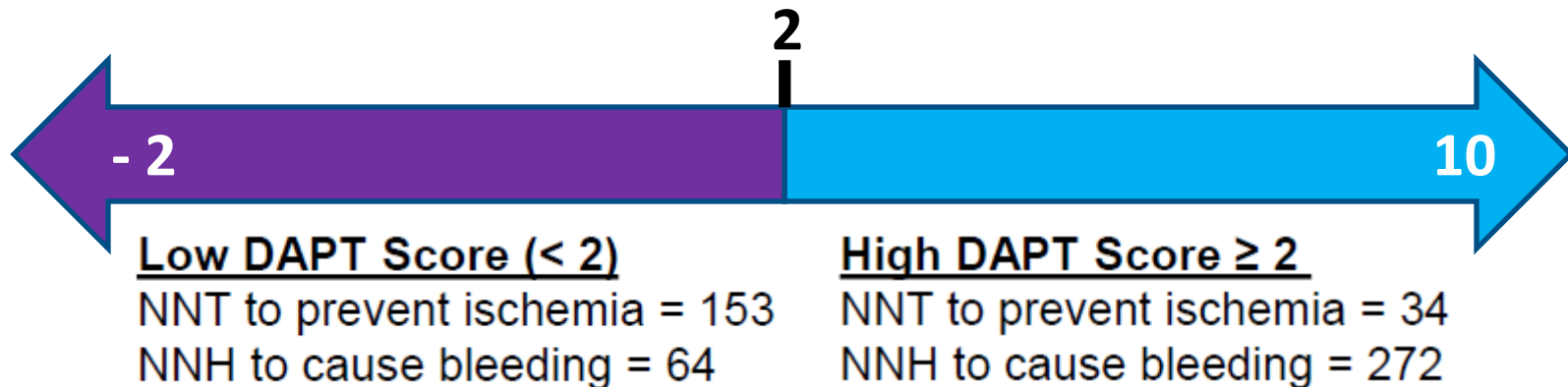
# DAPT Score: New risk tool to help?

- Objective:
  - To develop a decision tool to identify whether a patient is more or less likely to benefit from prolonged DAPT beyond 1 year
  - Account for risks of recurrent ischemia and bleeding simultaneously
  
- Derived from patients in DAPT trial
  - Those that tolerated DAPT for at least one year
  - Important to review DAPT trial exclusion criteria
    - These patients would not apply to the risk scoring system

# DAPT Score

Variable	Points
<b>Patient Characteristics</b>	
<b>Age:</b>	
≥ 75 years-old	- 2
65 – 74	- 1
≤ 64	0
Diabetes	1
Current cigarette smoker	1
Prior PCI or prior MI	1
CHF or LVEF < 30%	2
<b>Index Procedure Characteristic</b>	
MI at presentation	1
Vein graft PCI	2
Stent Diameter < 3 mm	1
<b>TOTAL SCORE</b>	<b>-2 – 10 points</b>

# DAPT Score



- DAPT score may help identify patients where:
  - Ischemic benefits outweigh the risks of bleeding
  - Bleeding outweighs risk of ischemic events

# Aspirin and Warfarin in ACS



# Aspirin and Warfarin in ACS

	MACE, %					p
	Subjects, n	ASA alone	Warfarin alone	ASA + Warfarin	HR (95%)	
CHAMP <sup>†</sup>	5059	31.4		30.9	1.01 (0.9-1.14)	NS
ASPECT-2 <sup>†</sup>	993	9	5	5	0.52 (0.28-0.98)	
APRICOT-2*	274	34		14		<0.01
WARIS-II <sup>†</sup>	3630	20	16.7	15	0.71 (0.6-0.83)	0.001

†= death, MI, or stroke; \*= Death, reinfarction, revascularization

Fiore LD, et al. Circulation, 2002; 105: 557-63.

Van Es RF, et al. Lancet 2002; 360: 109-13

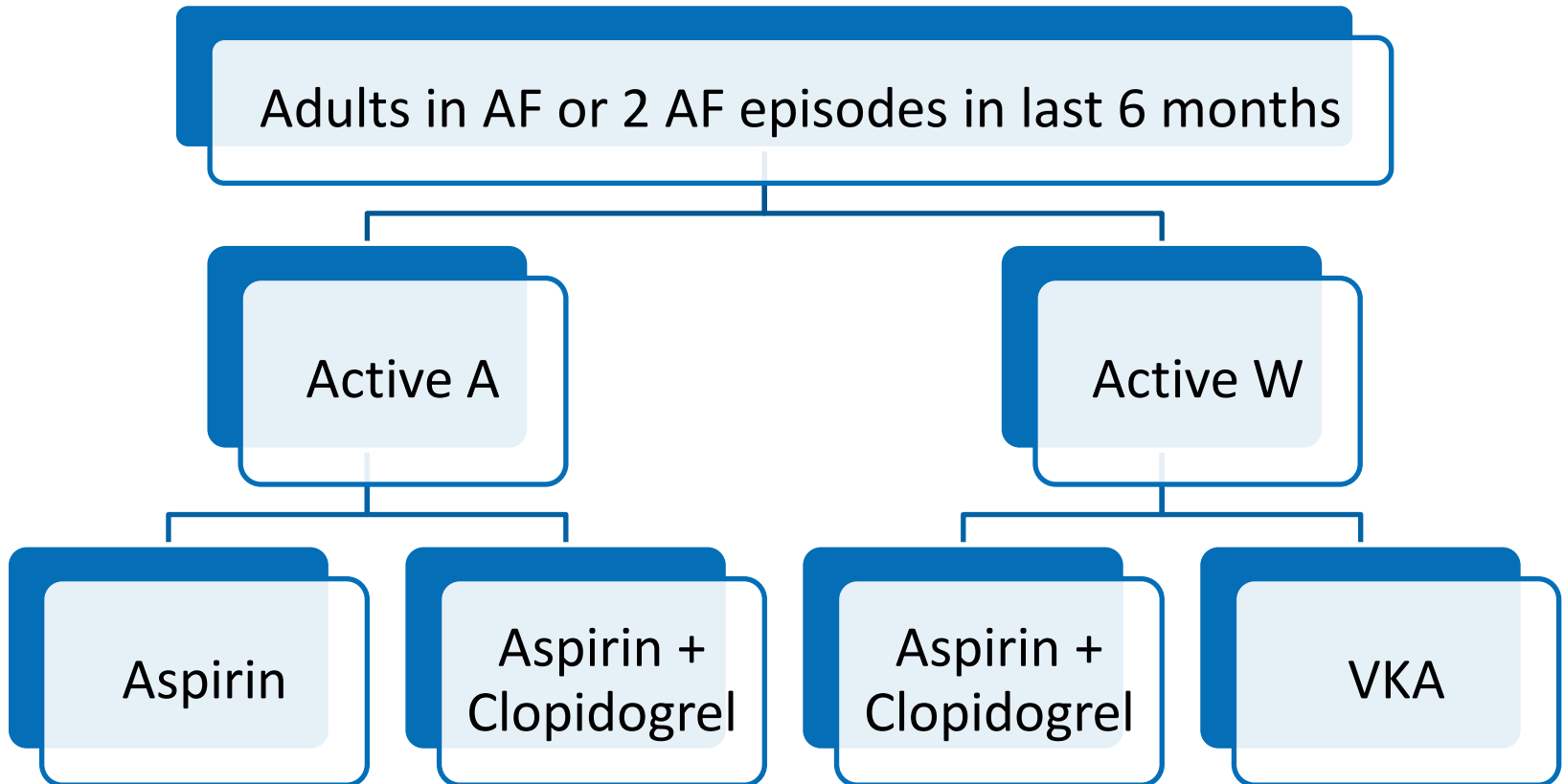
Brouwer MA, et al. Circulation. 2002; 106: 659-65

Hurlen M, et al. NEJM, 2002; 347(13): 969-74

# When complications arise...

- ACS-associated complications
  - Atrial fibrillation
  - Prosthetic Heart Valves
  - Left ventricular thrombus
  - VTE

# ACTIVE Trials



1° Outcome: Composite of stroke, non-CNS systemic embolism, MI, CV death

2° Outcome: Stroke; individual outcomes of composite, bleeding, net clinical benefit

# ACTIVE-A

	Clopidogrel/ASA n (%/yr)	ASA n (%/yr)	RR (95%)	P-Value
Ischemic Outcomes				
Primary Outcome	832 (6.8)	924 (7.6)	0.89 (0.81-0.98)	0.01
Stroke	296 (2.4)	408 (3.3)	0.72 (0.62-0.83)	<0.001
MI	90 (0.7)	115 (0.9)	0.78 (0.59-1.03)	0.08
Non-CNS embolism	54 (0.4)	56 (0.4)	0.96 (0.66-1.4)	0.84
Death	825 (6.4)	841 (6.6)	0.98 (0.89-1.08)	0.69
Bleeding				
Major	251 (2)	162 (1.3)	1.57 (1.29-1.92)	<0.001
Minor	408 (3.5)	175 (1.4)	2.24 (2.03-2.89)	<0.001
Any Bleeding	1014 (9.7)	651 (5.7)	1.68 (1.52-1.85)	0.001
Net Clinical Benefit	968	996	0.97 (0.89-1.06)	0.54

# ACTIVE-W

	Clopidogrel/ASA n (%/yr)	ASA n (%/yr)	RR (95%)	P-Value
Ischemic events				
Primary Outcome	234 (5.6)	165 (3.93)	1.44 (1.18-1.76)	0.0003
Stroke	100 (2.39)	59 (1.4)	1.72 (1.24-2.37)	0.001
MI	36 (0.86)	23 (0.55)	1.58 (0.94-2.67)	0.09
Non-CNS embolism	18 (0.43)	4 (0.1)	4.66 (1.58-13.8)	0.005
Death	159 (3.8)	158 (3.76)	0.93 (0.45-1.94)	0.85
Bleeding Events				
Major	101 (2.42)	93 (2.21)	1.10 (0.83-1.45)	0.53
Minor	568 (13.58)	481 (11.45)	1.23 (1.09-139)	0.0009
Any Bleeding	644 (15.40)	555 (13.21)	1.21 (1.08-1.35)	0.001
Net clinical benefit	316 (7.56)	229 (5.45)	1.41 (1.19-1.67)	<0.0001

# Thrombosis

- No data for treating active thrombosis (LVT or VTE) with antiplatelet therapy alone

# Triple Therapy

- Triple therapy is defined as dual-antiplatelet therapy (DAPT) with concomitant oral anticoagulation.

# Guidelines

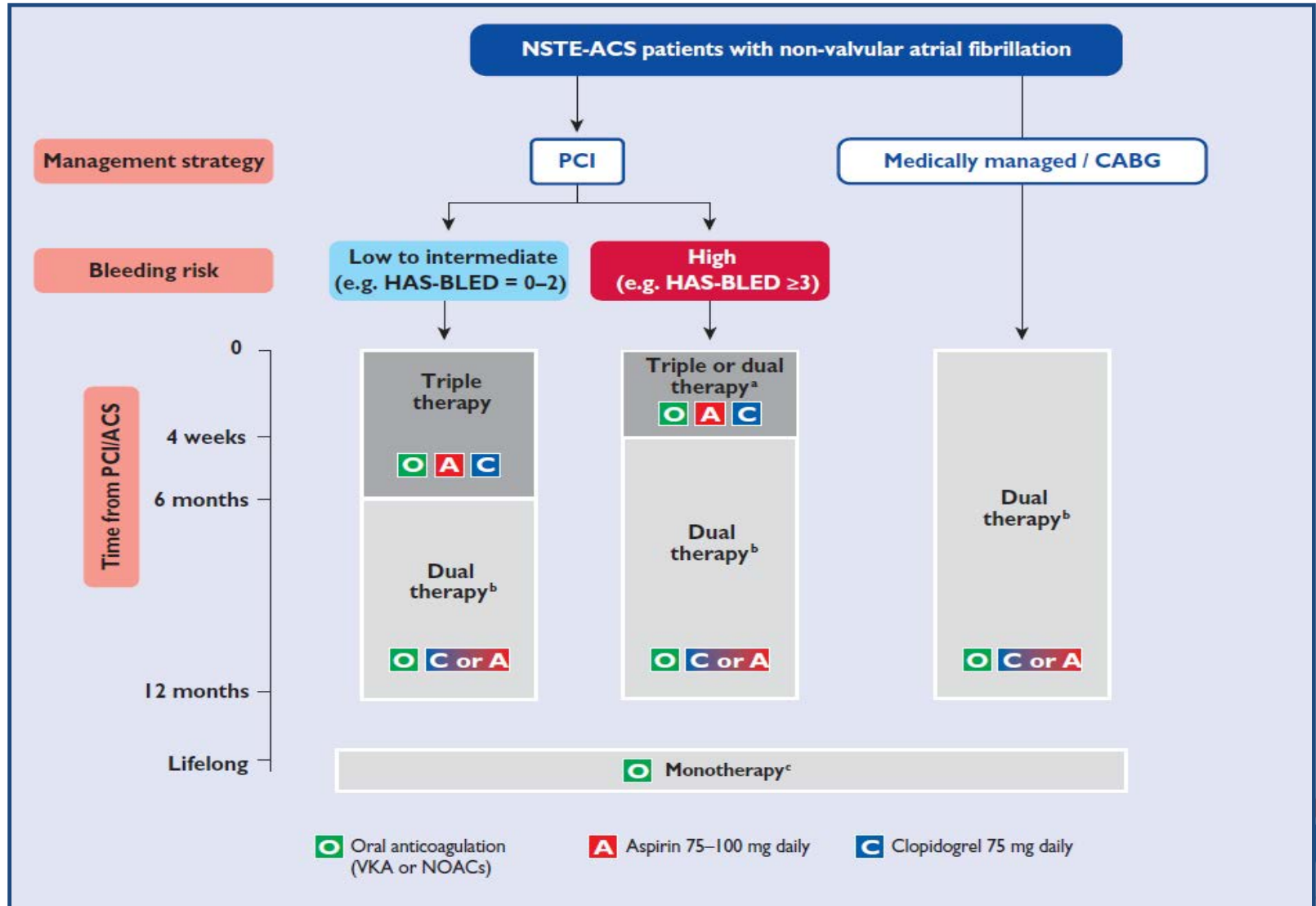


# 2014 ACC/AHA/HRS Atrial Fibrillation Guidelines

“In patients undergoing PCI, bare-metal stents may be considered to minimize the required duration of DAPT. Anticoagulation may be interrupted at the time of the procedure to reduce the risk of bleeding at the site of peripheral arterial puncture. (Level Of Evidence: C)”

“Following coronary revascularization (percutaneous or surgical) in patients with AF and a CHA<sub>2</sub>DS<sub>2</sub>-VASc score of  $\geq 2$ , it may be reasonable to use Clopidogrel concurrently with oral anticoagulants but without aspirin. (Level Of Evidence: B)”

# 2015 EHS Guidelines for Management of ACS in Patients Presenting Without Persistent STEMI



# 2016 ACC/AHA Focused Update on Duration of DAPT in Patients with CAD

## For those patients being treated with triple therapy:

- Assess ischemic/bleeding risk with validated risk predictors (CHA<sub>2</sub>DS<sub>2</sub>-VASc, HAS-BLED)
- Keep TT duration as short as possible
- Consider warfarin target INR 2.0 – 2.5
- Clopidogrel is the P2Y<sub>12</sub> inhibitor of choice
- Use low-dose ( $\leq$  100mg daily) Aspirin
- Use concomitant PPI therapy if history of GI bleed or at increased risk of GI bleed

# Case 1

- AJ is a 68 year-old man with a history of recent NSTEMI-ACS which was treated with a drug-eluting stent to his LAD who presented to his primary care physician's office complaining of progressively worsening shortness of breath over the past week. An ECG obtained in the office reveals atrial fibrillation and AJ is referred to the hospital for further management. While in the hospital, the team decides to manage AJ with rate control.

# Case 1

- Past Medical History:
  - Hypertension
  - Diabetes
  - CAD
    - s/p MI 3 months ago
  - Osteoarthritis
  - Allergic rhinitis
- Social History:
  - Current smoker – 1 pack/day
- Current Medications:
  - Aspirin 81 mg daily
  - Prasugrel 10 mg daily
  - Atorvastatin 80 mg daily
  - Lisinopril 10 mg daily
  - Amlodipine 5 mg daily
  - Metformin 1000 mg BID
  - Sitagliptin 100 mg daily
  - Loratadine 10 mg daily

## Case # 2

- BW is an 75 year-old woman with a history of aortic stenosis (AS), who was admitted to the hospital for consideration of valve replacement secondary to repeated heart failure admissions due to AS. She was in the hospital for management of volume overload with intravenous loop diuretics for 5 days.
  - The surgery team is consulted and agrees that she is a candidate for surgical aortic valve replacement
  - BW receives a mechanical aortic valve, and is now out of the ICU and on the step-down floor

## Case # 2

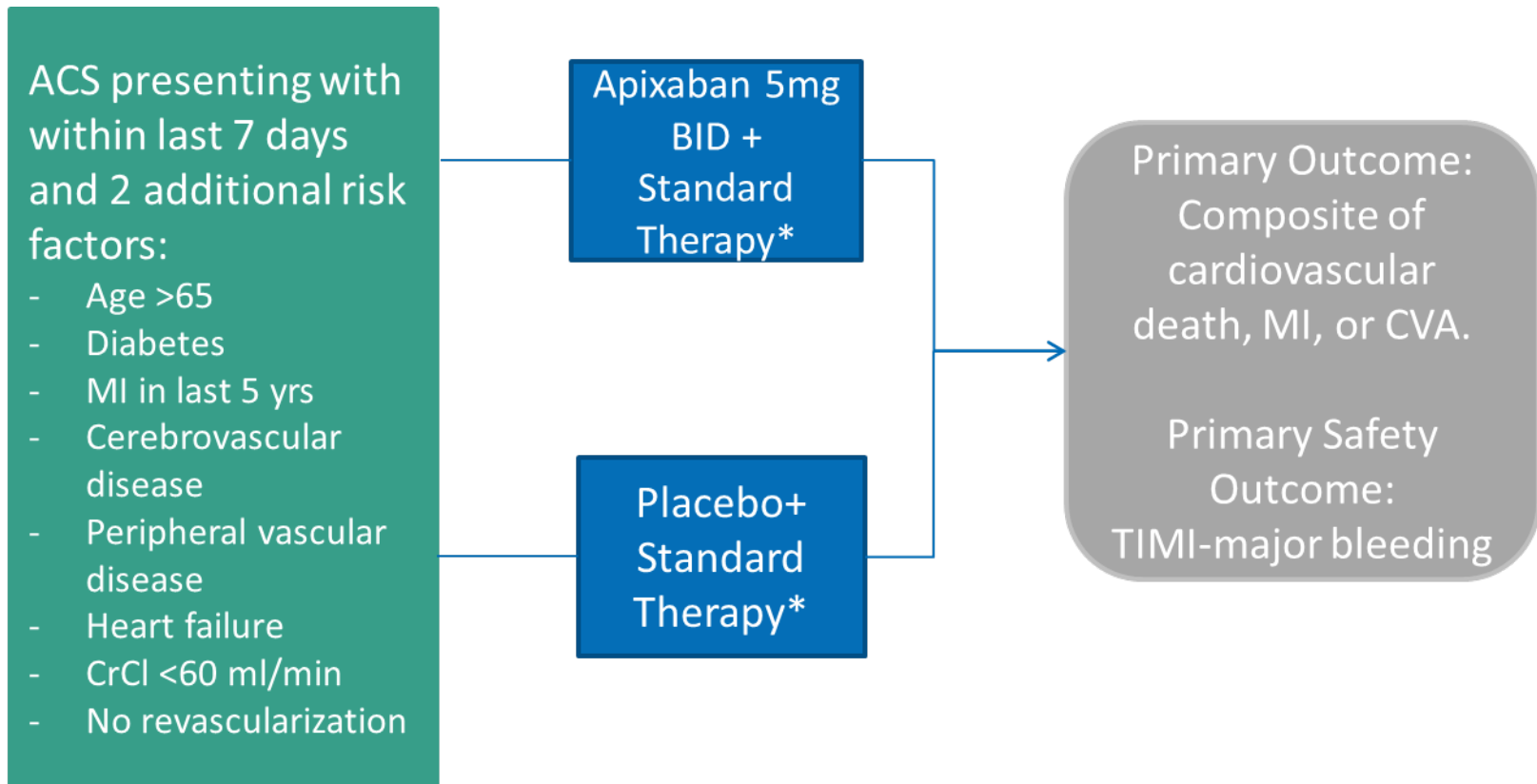
- Past Medical History
  - Hypertension
  - Aortic Stenosis
  - CAD
  - Taxus DES placed in her left circumflex artery 15 months ago
  - Osteoporosis
  - GERD
- Medications:
  - Aspirin 81 mg daily
  - Atorvastatin 40 mg daily
  - Vitamin D 2000 units daily
  - Calcium 500 mg TID
  - Pantoprazole 40 mg daily
  - Clopidogrel 75 mg daily (currently holding)
  - Warfarin dosed to target INR 2-3

Surgical team pages you for recommendations: Clopidogrel

# Making the case for triple therapy



# APPRAISE-2



# APPRAISE-2

- No significant difference in the primary outcome:

	Apixaban N=3705	Placebo N=3687	p-value
CV death, MI, ischemic stroke	7.5	7.9	0.509
CV death, MI, ischemic stroke, UA	9.5	10	0.430
Death	4.2	3.9	0.514
CV death	2.8	2.9	0.754
Myocardial infarction	4.9	5.3	0.509
Ischemic stroke	0.6	0.9	0.145
Unstable angina	2.3	2.4	0.670
Definite stent thrombosis	0.9	1.3	0.150

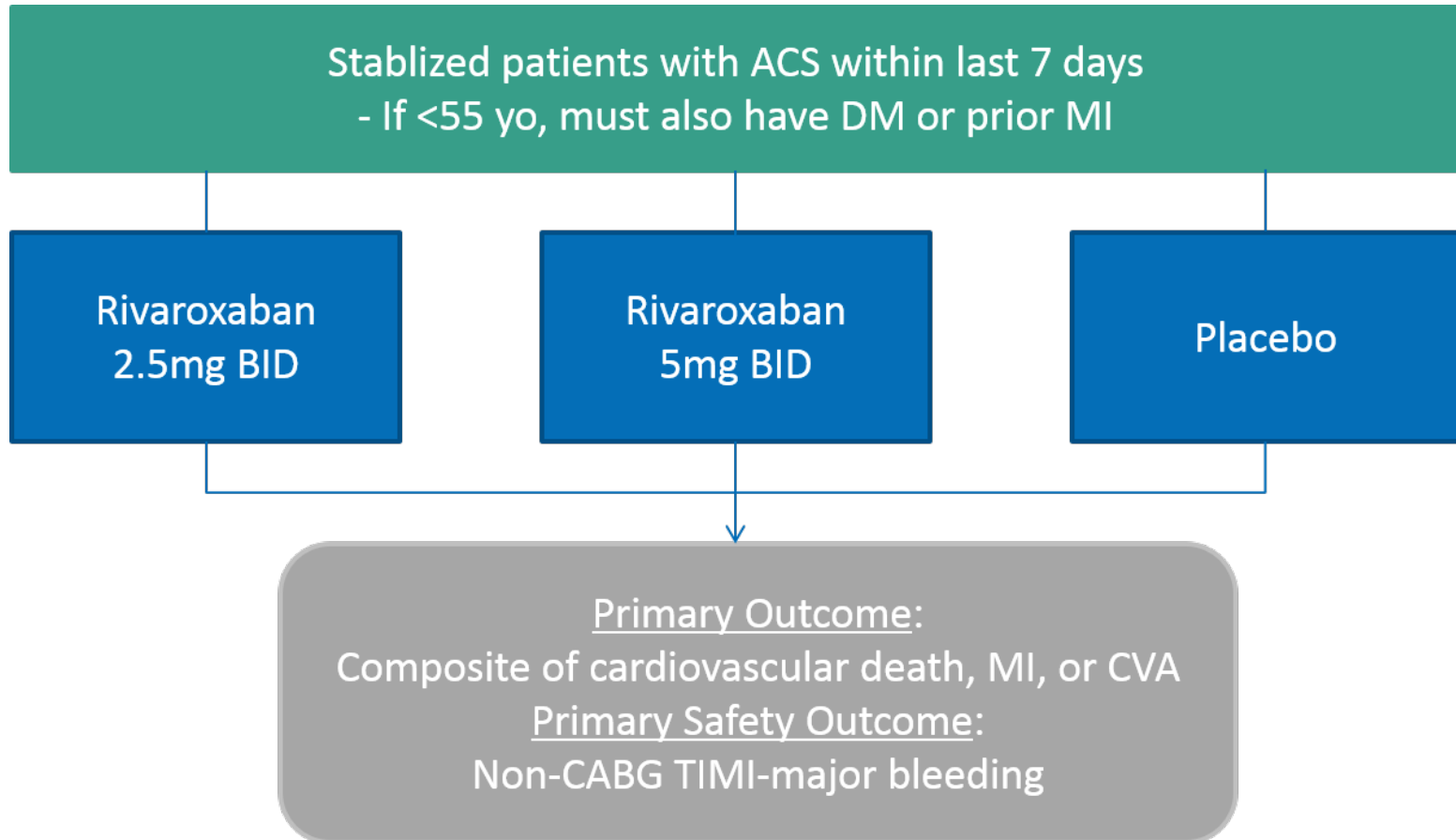
# Appraise 2: Major Bleeding

	Apixaban N=3705	Placebo N=3687	p-value
TIMI major	1.3	0.5	0.001
TIMI major or minor	2.2	0.8	<0.001
ISTH major	2.7	1.1	<0.001
ISTH major or clinically relevant non-major	3.2	1.2	<0.001
GUSTO severe	1.0	0.3	0.001
Intracranial	0.3	0.1	0.030

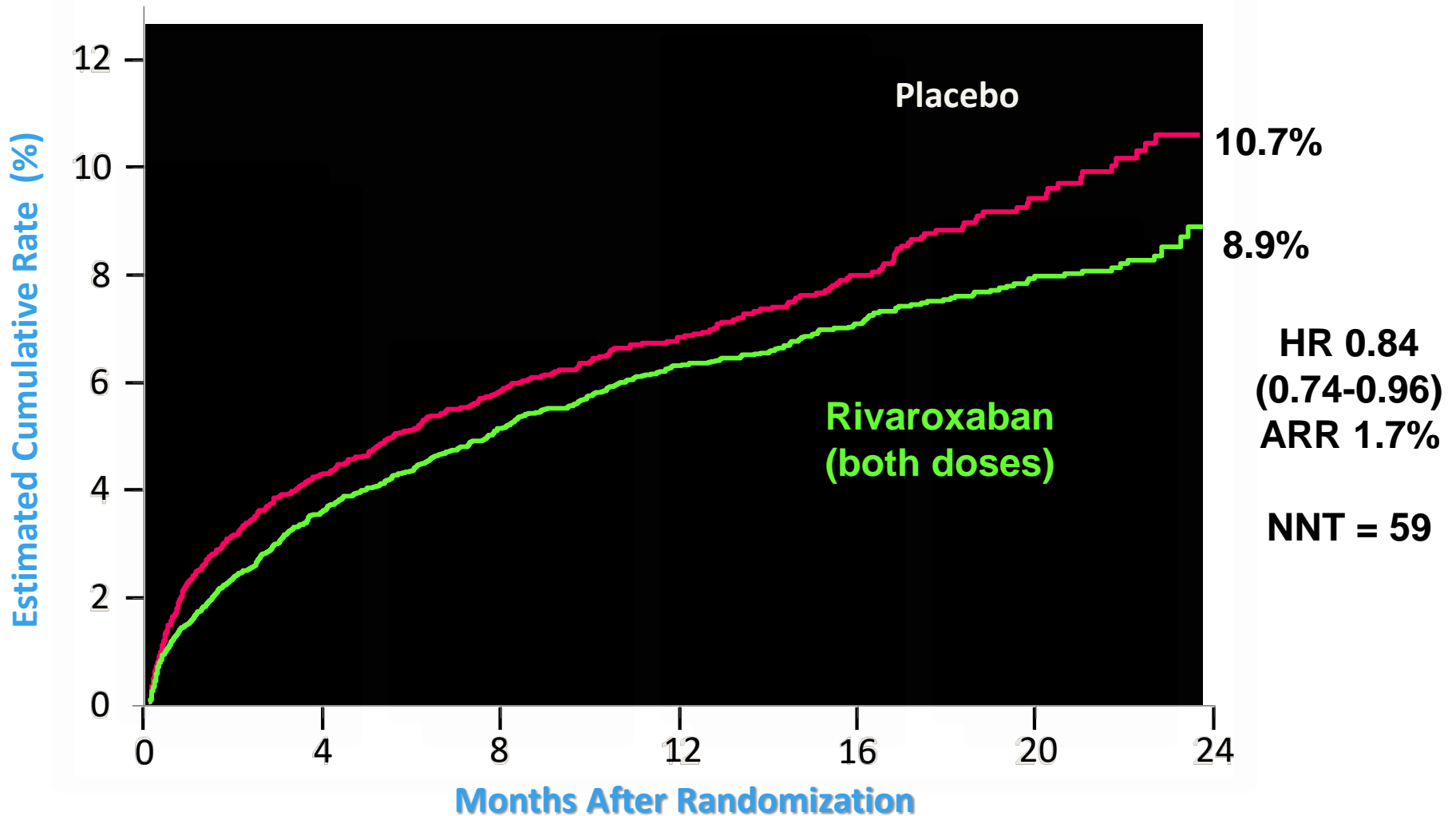
# Appraise 2: Conclusions

- The addition of apixaban to contemporary antiplatelet therapy increases major bleeding
  - No significant reduction in ischemic events
- Adding an anticoagulant to currently recommended antiplatelet treatment post-ACS should be used cautiously
  - only in patients with clear indications for both an anticoagulant and antiplatelet therapy.
- Further research is needed to explore different antithrombotic combinations and doses that might have a different risk-benefit ratio

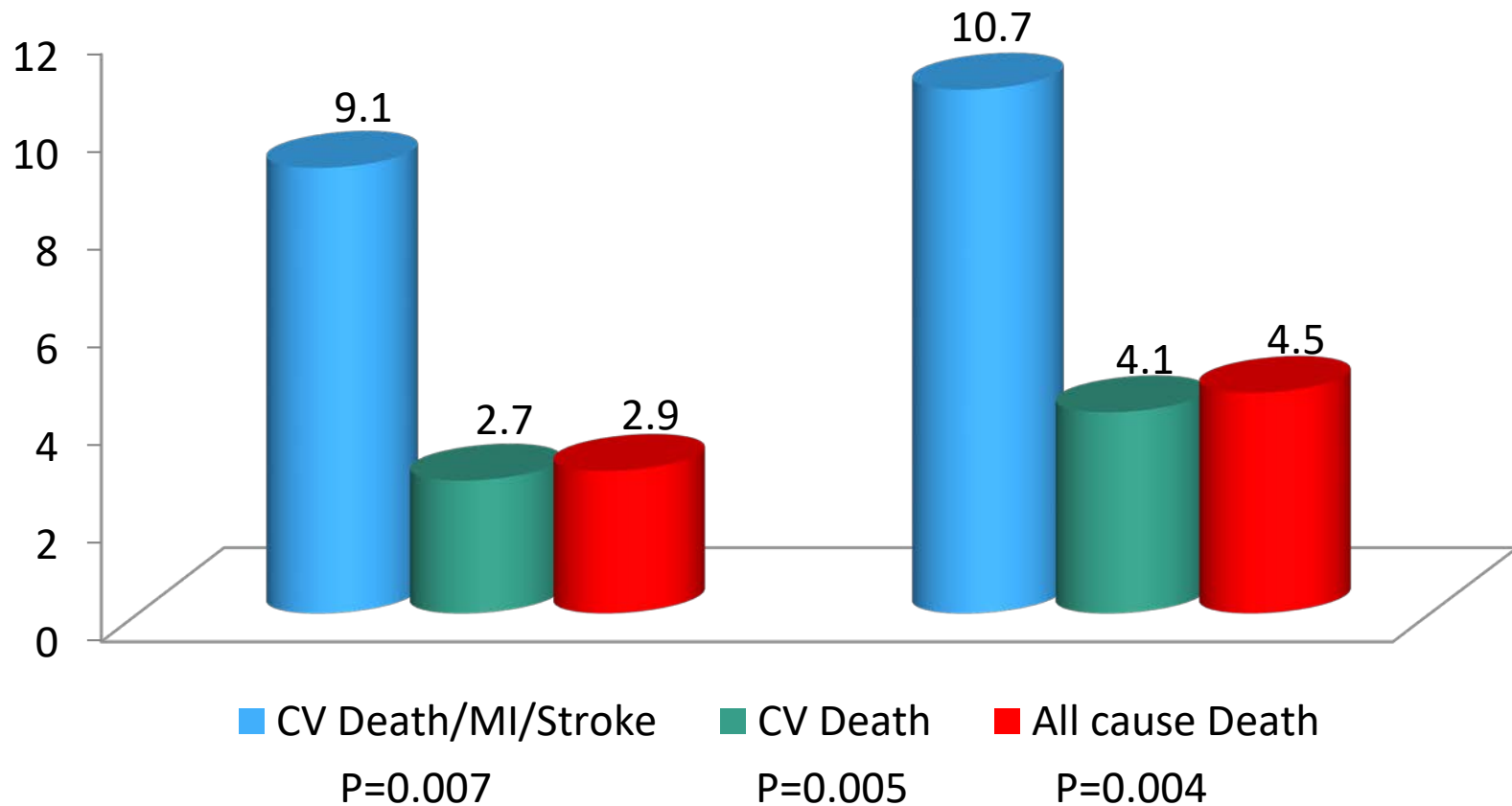
# ATLAS-ACS 2 – TIMI 51



# PRIMARY EFFICACY ENDPOINT:



# Primary Endpoint: 2.5 mg BID Dose



# ATLAS-ACS 2

	Rivaroxaban			Placebo (N=5113)
	2.5 mg BID (N=5114)	5 mg BID (N=5115)	Combined (N=10,229)	
TIMI major bleeding not associated with CABG	65 (1.8)	82 (2.4)	147 (2.1)	19 (0.6)
TIMI minor bleeding	32 (0.9)	49 (1.6)	81 (1.3)	20 (0.5)
TIMI bleeding requiring medical attention	492 (12.9)	637 (16.2)	1129 (14.5)	282 (7.5)
Intracranial hemorrhage	14 (0.4)	18 (0.7)	32 (0.6)	5 (0.2)
Fatal bleeding	6 (0.1)	15 (0.4)	21 (0.3)	9 (0.2)



# ATLAS-ACS 2: Conclusions

- The primary efficacy endpoint of CV death, MI and stroke was reduced when added to standard therapy for both rivaroxaban
- CV and all cause death were reduced in the rivaroxaban 2.5 mg BID group
  - When 2.5 mg PO BID of rivaroxaban was added to ASA + thienopyridine, cardiovascular death was reduced by 38% and all cause death by 36%
- These doses are not currently FDA approved
- Does the dose/intensity of anticoagulation need to be lower with DOACs when combined with DAPT

# Danish National Patient Registry

- 2 separate cohort studies using data from the national EMR
  - Patients admitted with first-time MI (2000-2005)
  - Admissions with atrial fibrillation as primary or secondary diagnosis (1997-2006)
- Included subjects >30 yo who received prescriptions for aspirin, clopidogrel, warfarin, or any combination of the three
- 1° Outcome: Bleeding events per patient-year
  - AF study also looked at stroke incidence

# Danish National Patient Registry

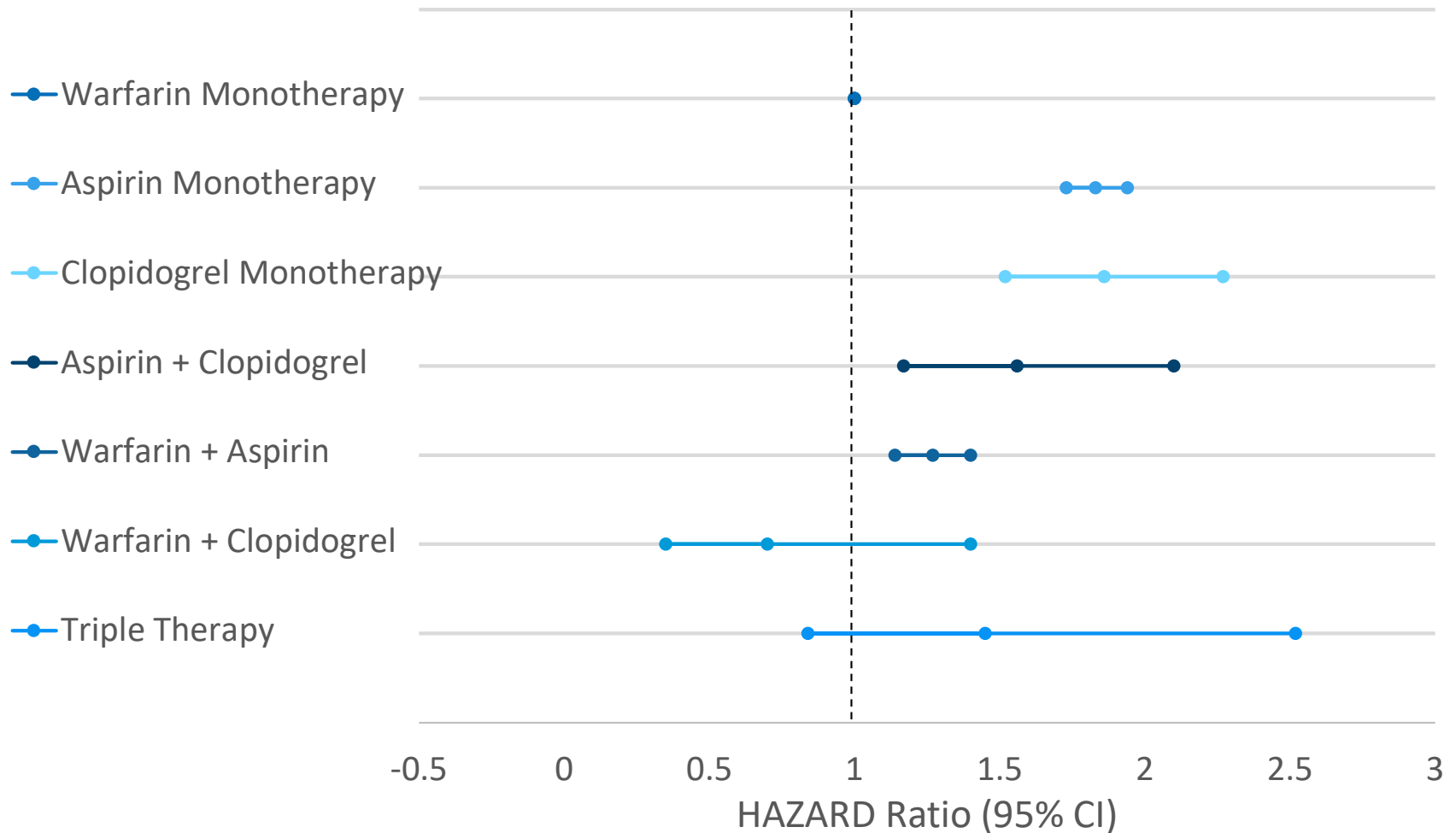
	Patients treated for AF		Patients treated for MI	
	Incidence (% per person-yr)	Unadjusted risk ratio (95% CI)	Incidence (% per person-yr)	Unadjusted risk ratio (95% CI)
ASA alone	3.7	0.96 (0.95 – 0.96)	2.6	Reference
Clopidogrel Alone	5.6	1.45 (1.22 – 1.66)	4.6	1.75 (1.75 – 1.76)
VKA alone	3.9	Reference	4.3	1.63 (1.62 – 1.65)
ASA/Clopidogrel	7.4	1.91 (1.59 – 2.21)	3.7	1.43 (1.43 – 1.43)
ASA/VKA	6.9	1.75 (1.71 – 1.79)	5.1	1.94 (1.94 – 1.95)
Clopidogrel/VKA	13.9	3.57 (2.88 – 4.22)	12.3	4.68 (4.64 – 4.74)
Triple Therapy	15.7	4.03 (3.22 – 4.78)	12.0	4.57 (4.55 – 4.61)

Sorensen R, et al. Lancet. 2009; 374: 1967-74.

Hansen ML, et al. Arch Intern Med. 2010; 170(10): 1433-41

# Danish National Patient Registry

Hazard Ratios (HRs) for the risk of Non-fatal (n=9758) and fatal (n=3537) ischemic strokes by group



# WOEST

Age 18-80 years old with an indication for PCI  
and a clear need for  $\geq$  one year oral  
anticoagulation

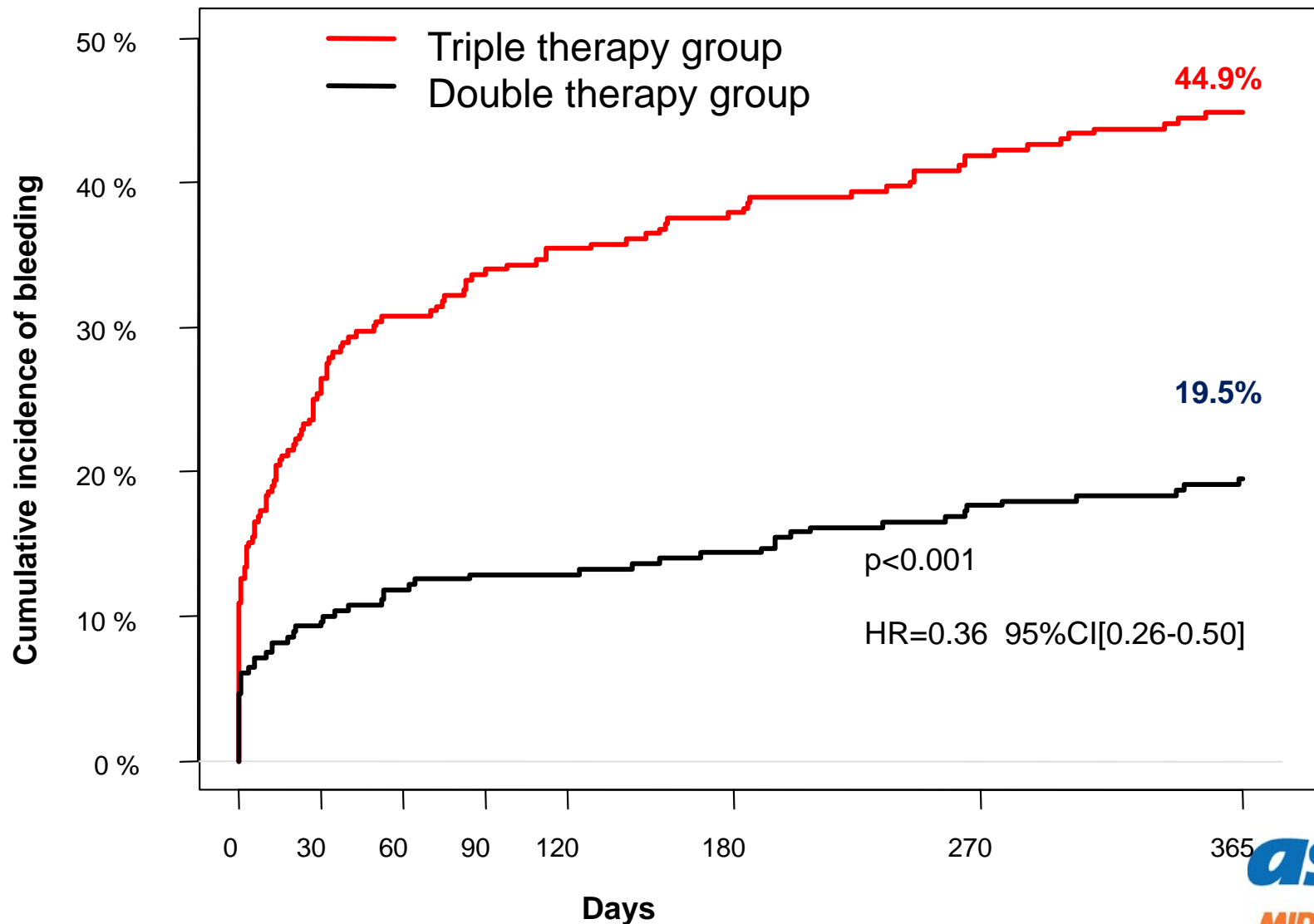
Warfarin, Clopidogrel , ASA

Warfarin and Clopidogrel

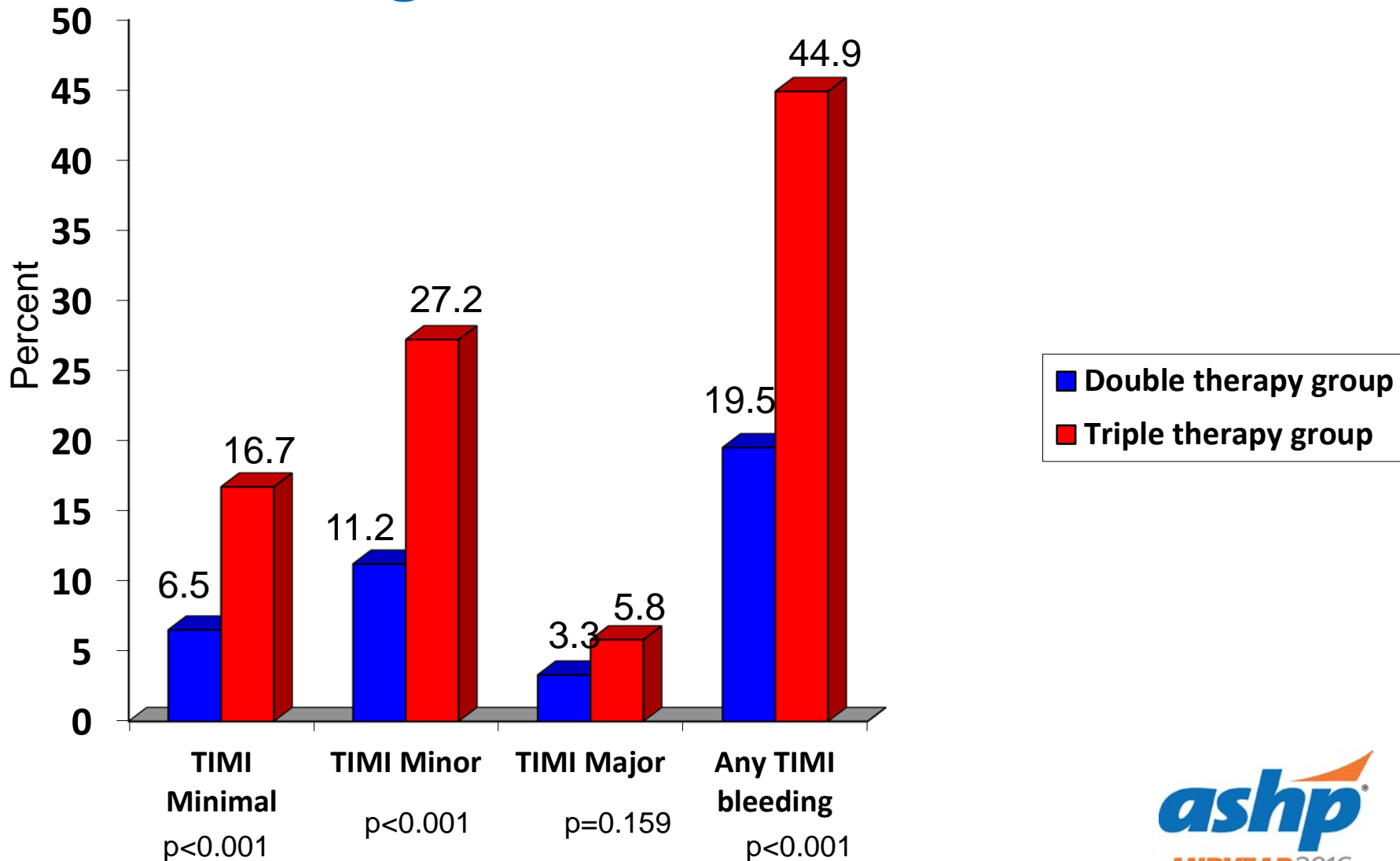
# WOEST

- Primary Endpoint:
  - Bleeding rates (TIMI, GUSTO, BARC)
- Secondary Endpoint:
  - Composite of death, MI, stroke, target vessel revascularization, and stent thrombosis
  - Each item individually

# Primary Endpoint: Total number of TIMI bleeding events

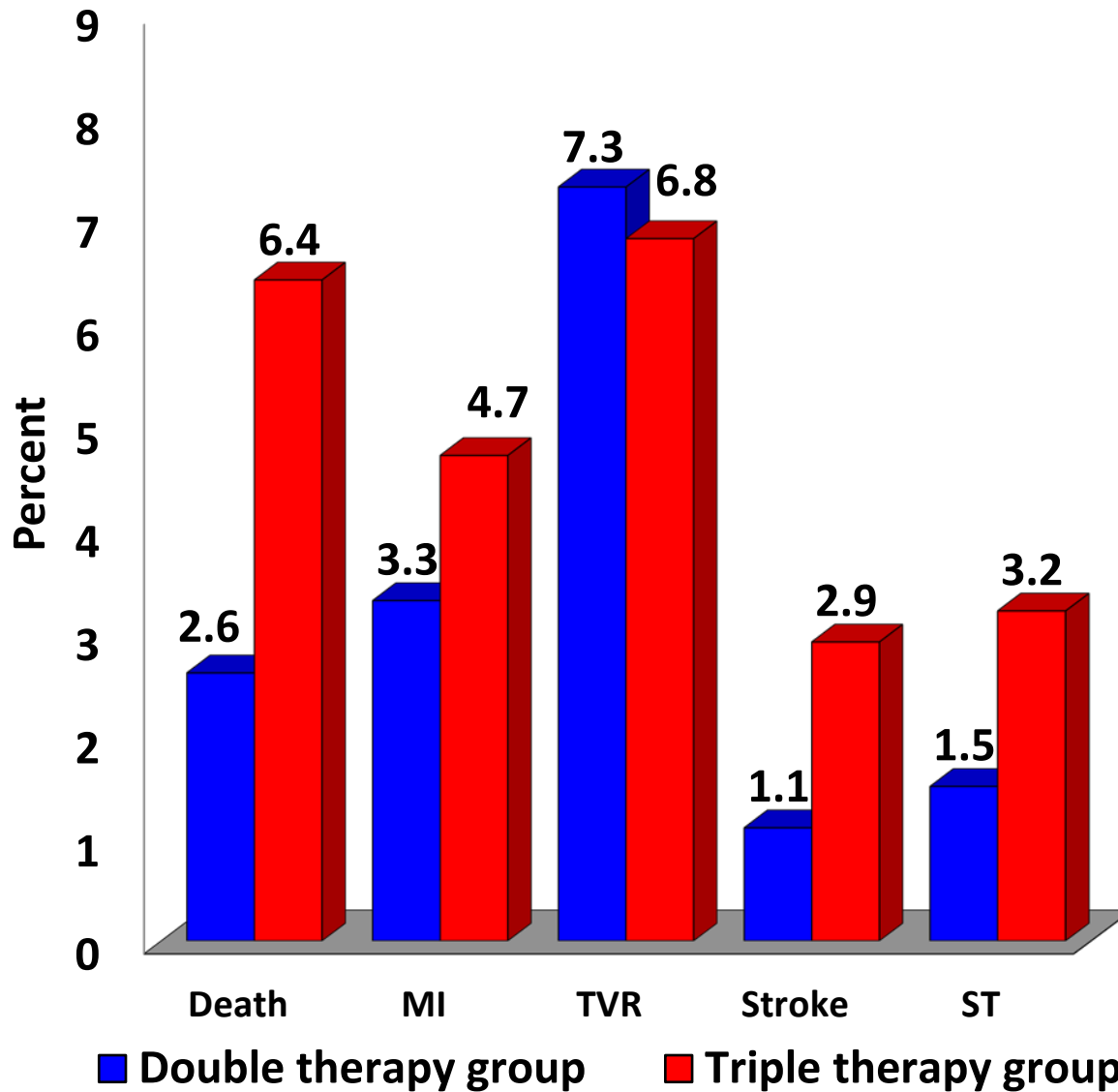


# Primary Endpoint: Bleeding events TIMI classification





# WOEST: Secondary Endpoint



# WOEST: Conclusions

- First randomized trial to address the optimal antiplatelet therapy in patients on OAC undergoing coronary stenting
  - OAC plus clopidogrel causes less bleeding than triple antithrombotic therapy
  - Secondary endpoint was met: with double therapy there is no excess of thrombotic/thromboembolic events
  - Less all-cause mortality with double therapy
- The study was powered to show superiority on the primary bleeding endpoint, but not to show non-inferiority on the secondary endpoint

# RE-LY Trial

Adults with atrial fibrillation & CHADS2  $\geq 1$

Dabigatran Etexilate  
110mg BID

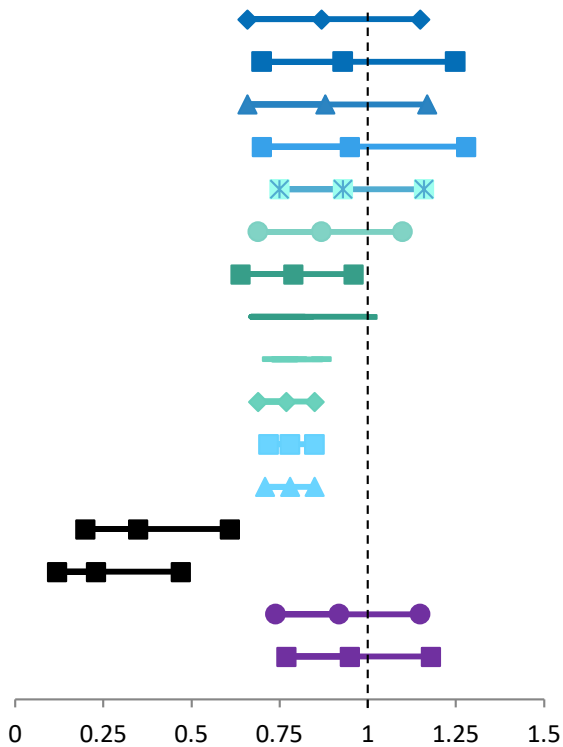
Dabigatran Etexilate  
150mg BID

Warfarin  
(INR 2.0 – 3.0)

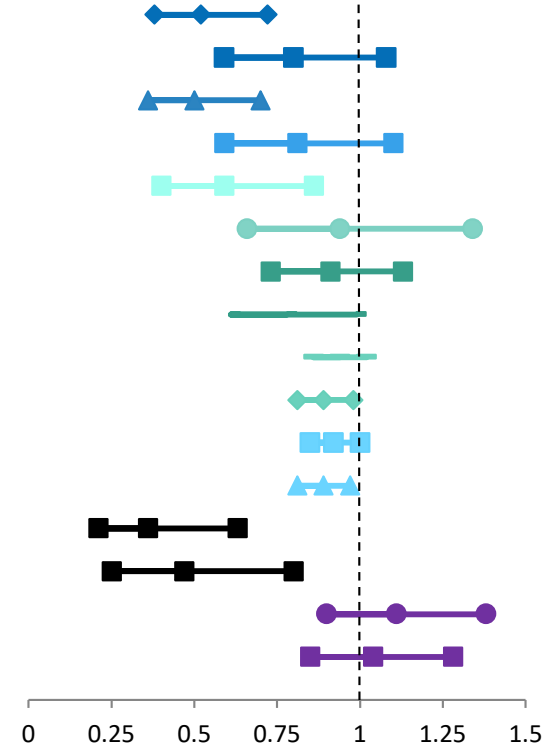
- Use of antiplatelet therapy at any point during trial was 38.4%
  - Aspirin alone = 32%
  - Clopidogrel alone = 1.9%
  - DAPT = 4.5%

# RE-LY Trial

## Dabigatran 110 vs Warfarin

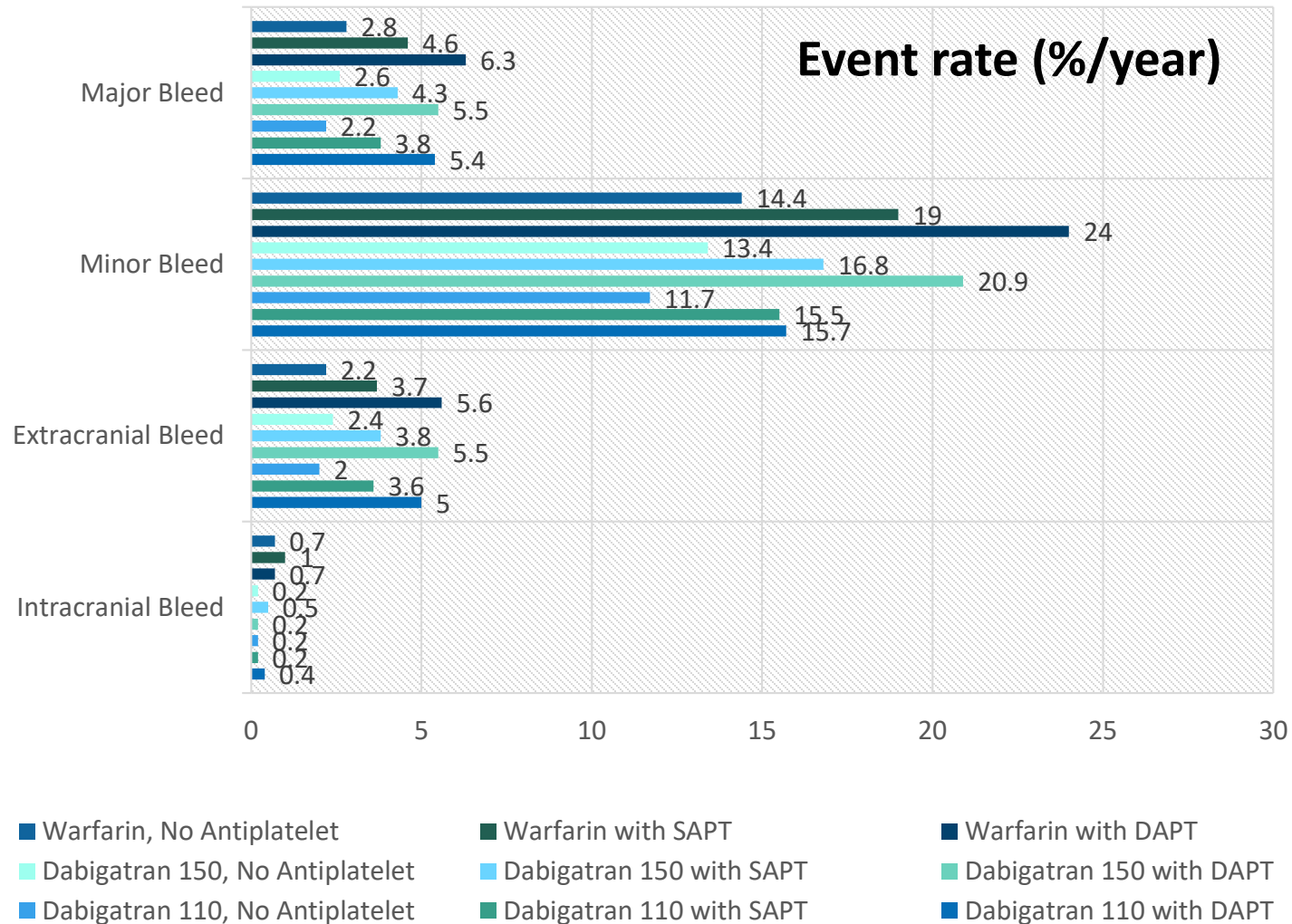


## Dabigatran 150 vs Warfarin



Hazard ratios for stroke and systemic embolism, major bleeding and other outcomes for patients with and without concomitant antiplatelet therapy.

# RE-LY Trial



# WAR-STENT Registry

- Prospective, multicenter, observational study of patients already on warfarin who are undergoing PCI with stenting
  - Evaluations performed for both the index hospitalization and 12-month follow-up
  - Comparison groups: TT, DT, and DAPT
- Outcomes:
  - Incidence of MACE (CV death, MI, revascularization, stroke, VTE)
  - TIMI major and minor bleeding

# WAR-STENT Registry

## Low thromboembolic risk

- CHADS<sub>2</sub> <2
- Bioprosthetic heart valve
- Remote VTE history
- Dilated cardiomyopathy
- LV aneurysm

## Non-low thromboembolic risk

- CHADS<sub>2</sub> ≥2
- Mechanical heart valve
- Prior cardiogenic embolism
- Intracardiac thrombus
- VTE in last 6 months

# WAR-STENT Registry

In hospital:

	Overall (n= 411)	Low Thromboembolic Risk (n=31)	Non-Low Thromboembolic Risk (n=380)	p Value
Major adverse cardiovascular events	11 (2.7%)	0	11 (2.9%)	0.71
Death	7 (1.7%)	0	7 (1.8%)	0.44
Non-fatal MI	1 (0.2%)	0	1 (0.2%)	1.00
Stroke	3 (0.7%)	0	3 (0.8%)	1.00
DVT/PE	0	---	---	---
Major bleeding	9 (2.1%)	0	9 (2.3%)	1.00
Minor bleeding	20 (4.8%)	3 (9.6%)	17 (4.4%)	0.18

All access-site bleeding occurred inpatients undergoing PCI via the femoral approach



# WAR-STENT Registry

- At 12-month follow-up
  - NS difference in MACE, both composite and individually
  - Bleeding:
    - Total bleeding events: no difference across groups
    - MAJOR bleeds: no difference across groups
    - MINOR bleeds: significantly more for the TT group

# AFCAS Registry

- Prospective, multicenter, observational study of patients with atrial fibrillation who are undergoing PCI with stenting
  - Follow-up performed at months 1, 3, 6, and 12
- Outcomes:
  - MACCE (mortality, MI, revascularization, ST, CVA/TIA)
  - Bleeding (per BARC criteria)
  - Total adverse events (MACCE plus bleeding)

# AFCAS Registry

- At baseline, triple therapy was more often prescribed if:
  - Permanent atrial fibrillation at baseline
  - ACS was the indication for PCI
  - Those with a prior history of venous thromboembolism
  - Multiple stents were placed

# AFCAS Registry

	<b>TT, n=679</b>	<b>DAPT, n=162</b>	<b>VKA/C, n=73</b>	<b>P</b>
Total MACCE, n (%)	147 (22)	33 (20)	13 (18)	0.72
Stroke/TIA	14 (2)	7 (4)	1 (1)	0.2
Peripheral embolism	6 (1)	1 (0.6)	0	0.69
Myocardial infarction	43 (6)	4 (3)	4 (6)	0.16
Revascularization	54 (8)	10 (6)	7 (10)	0.62
Definite/Probable stent thrombosis	9 (1)	3 (2)	2 (3)	0.6
All cause mortality, n (%)	75 (11)	18 (11)	5 (7)	0.54

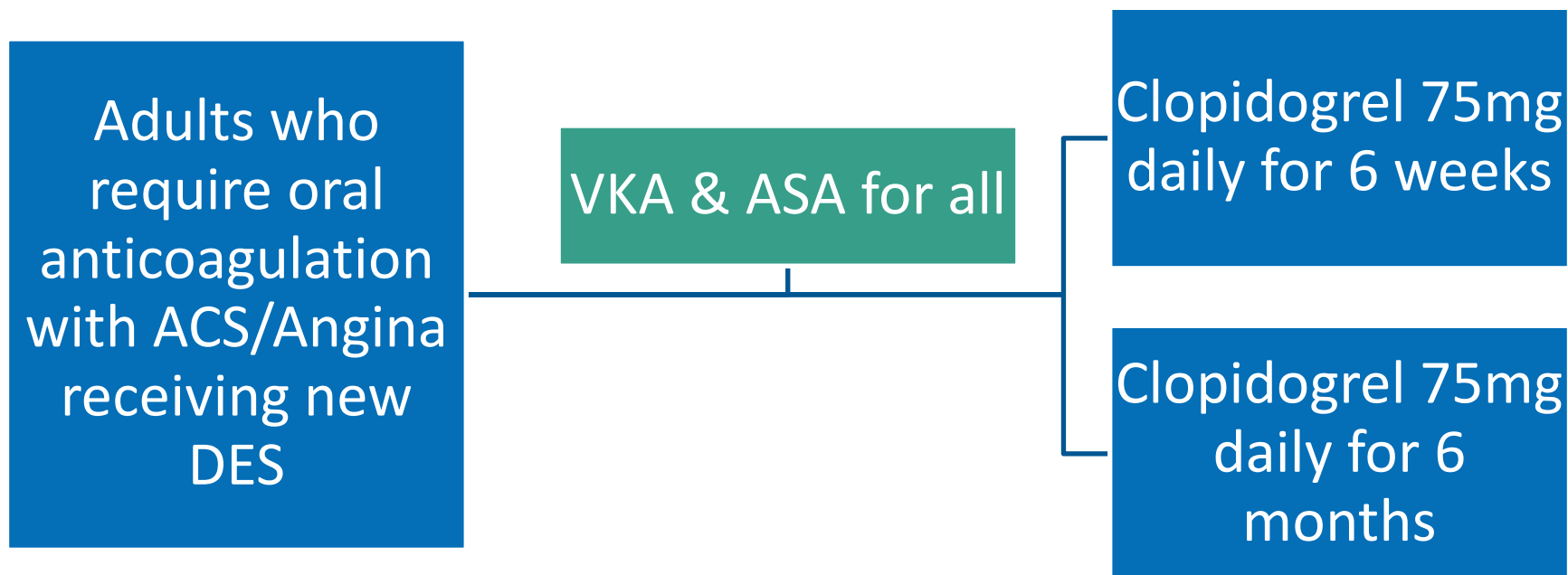
Abbreviations: DAPT, dual antiplatelet therapy; MACCE, major adverse cardiac/cerebrovascular events; TIA, transient ischemic attack; TT, triple therapy; VKA, vitamin K antagonist; VKA/C, vitamin K antagonist plus clopidogrel.

# AFCAS Registry

	<b>TT, n=679</b>	<b>DAPT, n=162</b>	<b>VKA/C, n=73</b>	<b>P</b>
Total bleedings, n (%)	119 (18)	33 (20)	12 (16)	0.66
Minor (BARC 2)	51 (8)	13 (8)	7 (10)	0.81
Major, n (%)	69 (10)	20 (12)	5 (7)	0.43
BARC 3a	31 (5)	6 (4)	4 (6)	0.82
BARC 3b	20 (3)	12 (8)	0	0.005
BARC 3c	7 (1)	2 (1)	1 (1)	0.95
BARC 5	10 (2)	0	0	0.17
<hr/>				
Total events, n (%) (MACCE + bleeding)	219 (40)	56 (40)	21 (34)	0.67

Abbreviations: BARC, Bleeding Academic Research Consortium; DAPT, dual antiplatelet therapy; MACCE, major adverse cardiac/cerebrovascular events; TIA, transient ischemic attack; TT, triple therapy; VKA, vitamin K antagonist; VKA/C, vitamin K antagonist plus clopidogrel.

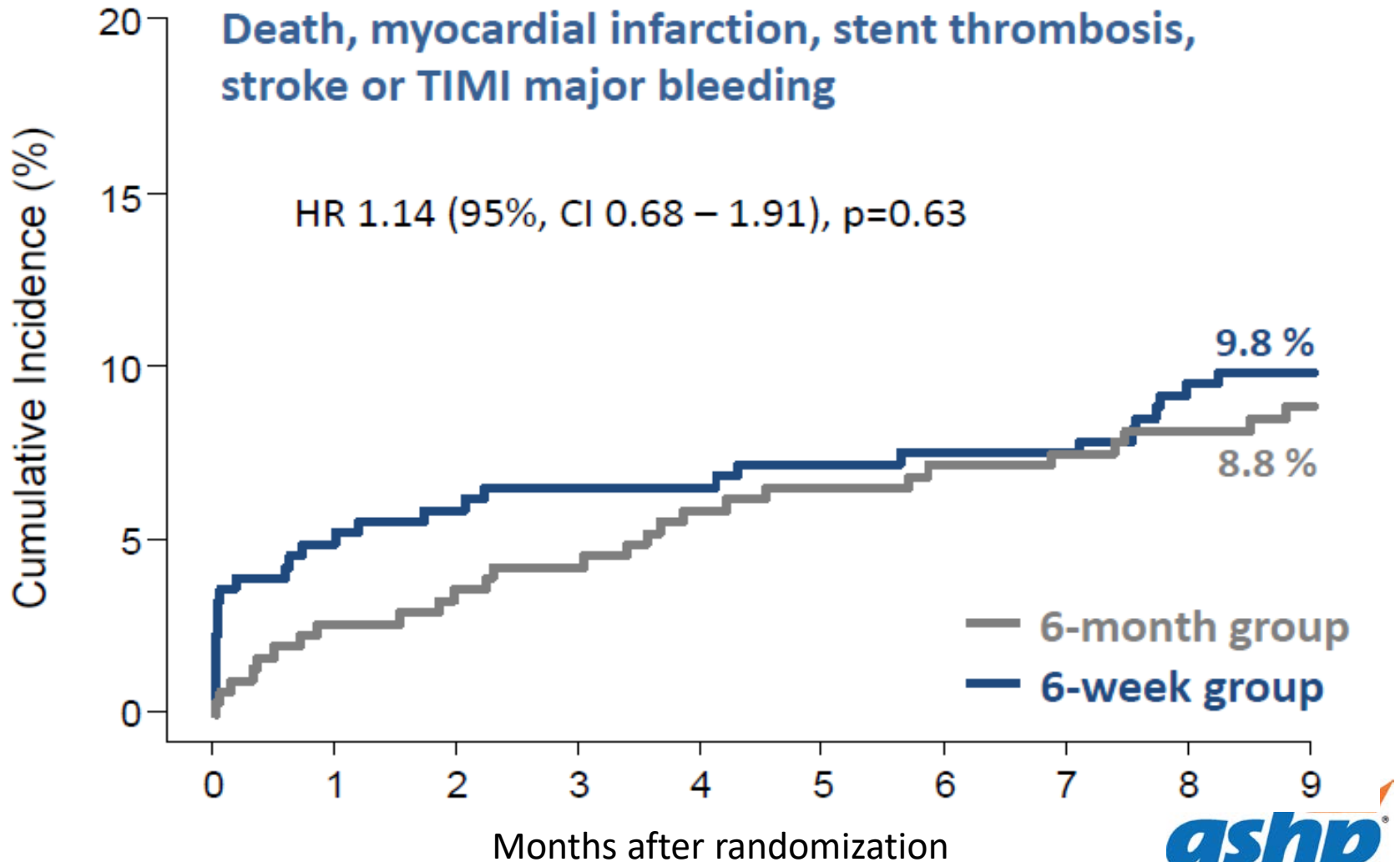
# ISAR TRIPLE



# ISAR TRIPLE

- Primary Endpoint: composite of death, MI, definite ST, stroke, and TIMI-major bleed
- Secondary Endpoints:
  - Composite of ischemic events
  - Composite of bleeding events
  - Each event individually

# ISAR-Triple: Results

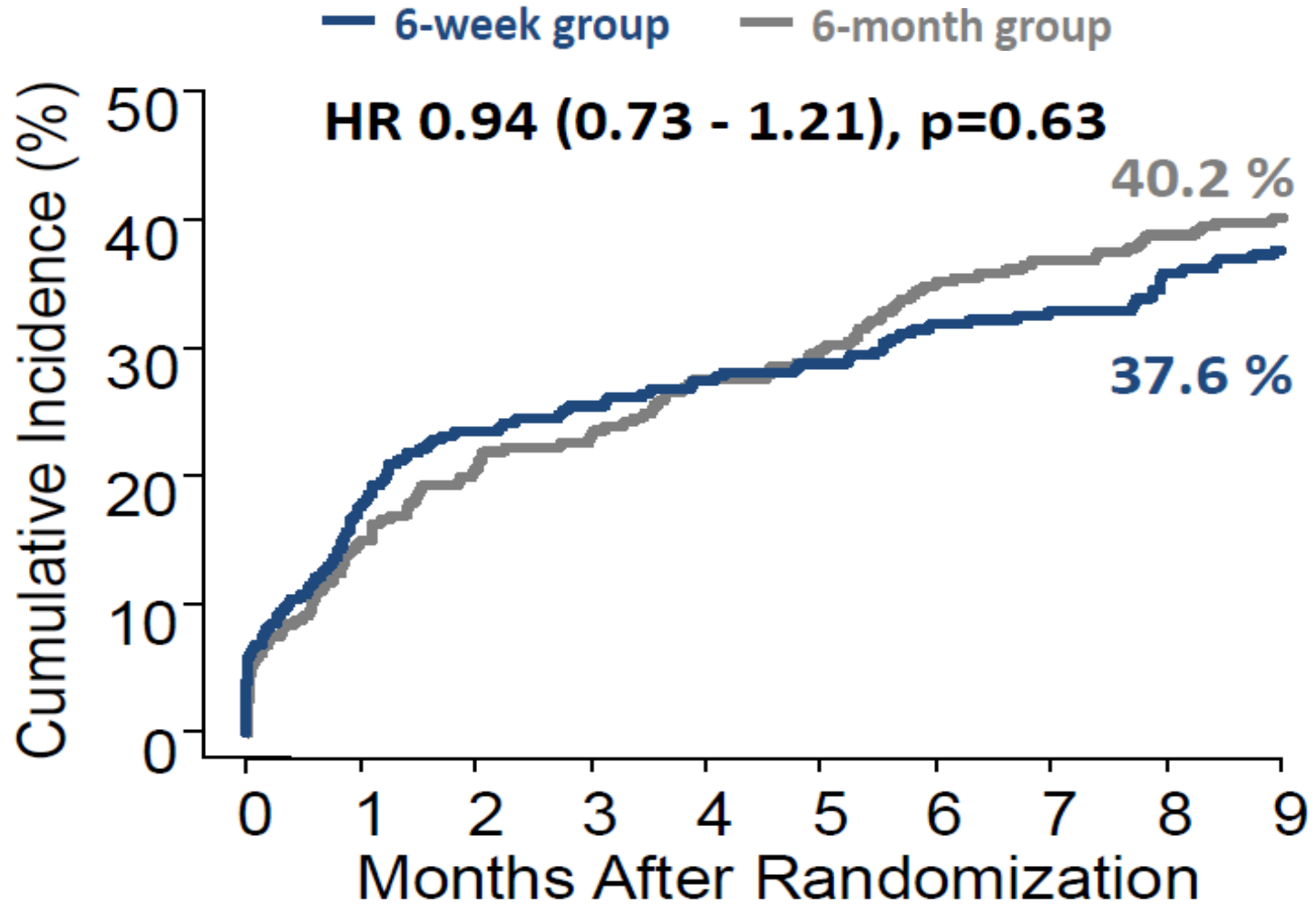




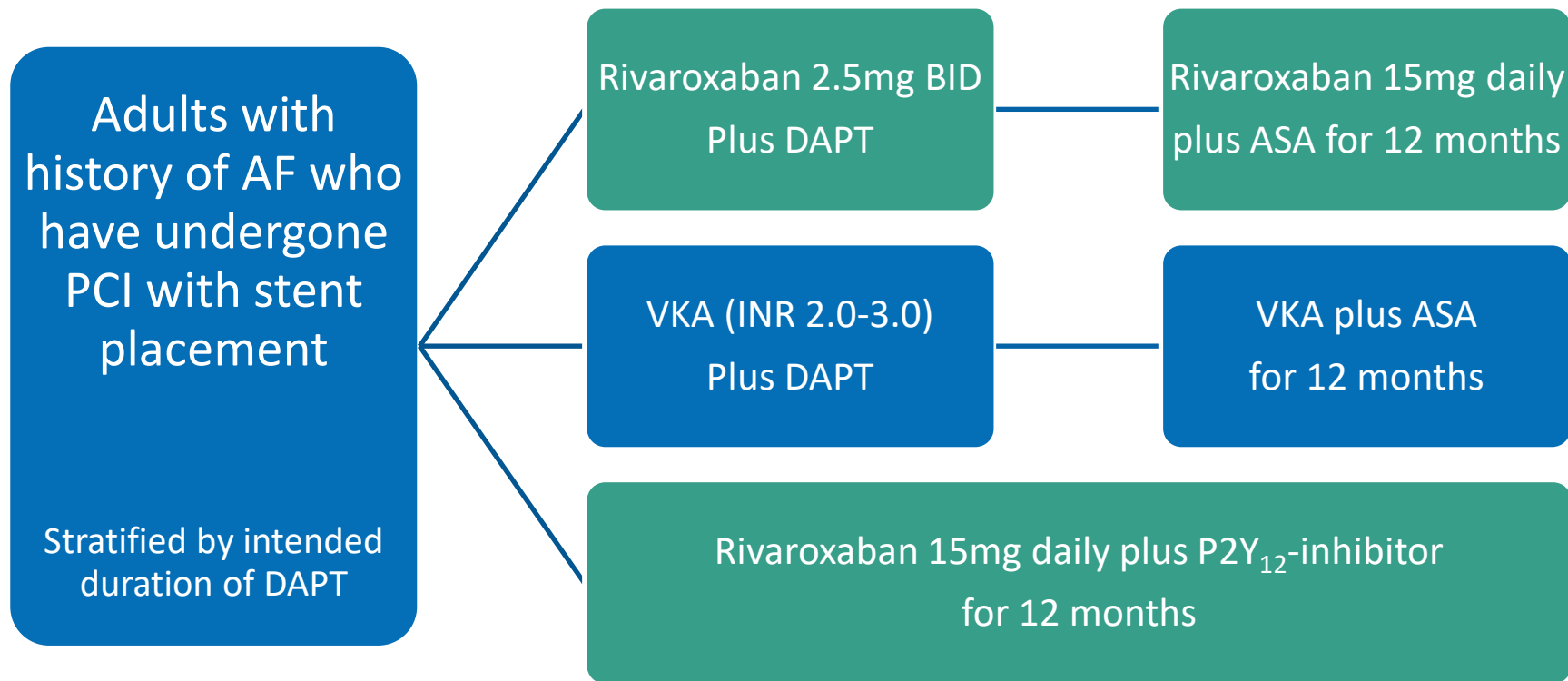
# ISAR-Triple: Results

	6-week group (n=307)	6-month group (n=307)	Hazard Ratio (95% CI)	p value
Death	4%	5.2%	0.75 (0.35 – 1.59)	0.45
Cardiac Death	1.7%	3%	0.56 (0.19 – 1.66)	0.29
MI	2%	0	-	0.03
Definite stent thrombosis	0.7%	0	-	0.50
Stroke	1.3%	2%	0.67 (0.14 – 2.78)	0.75
Ischemic stroke	1%	1.3%	0.75 (0.11 – 4.40)	0.99

# ISAR-Triple: Major Bleeding (BARC)



# PIONEER AF-PCI : A Study Exploring Two Strategies of Rivaroxaban and One of Oral VKA in Patients with AF who undergo PCI



1° Outcome: TIMI clinically significant bleeding

2° Outcome: time to bleeds, MACE, composite of bleed/MACE events

## Questions still remain...

- How long do we keep triple therapy?
- When de-escalating, which OAP do we keep?
- What about P2Y<sub>12</sub>-inhibitors other than Clopidogrel?
- What about the other DOACs?
- What is the long-term risk of thromboembolic complications?

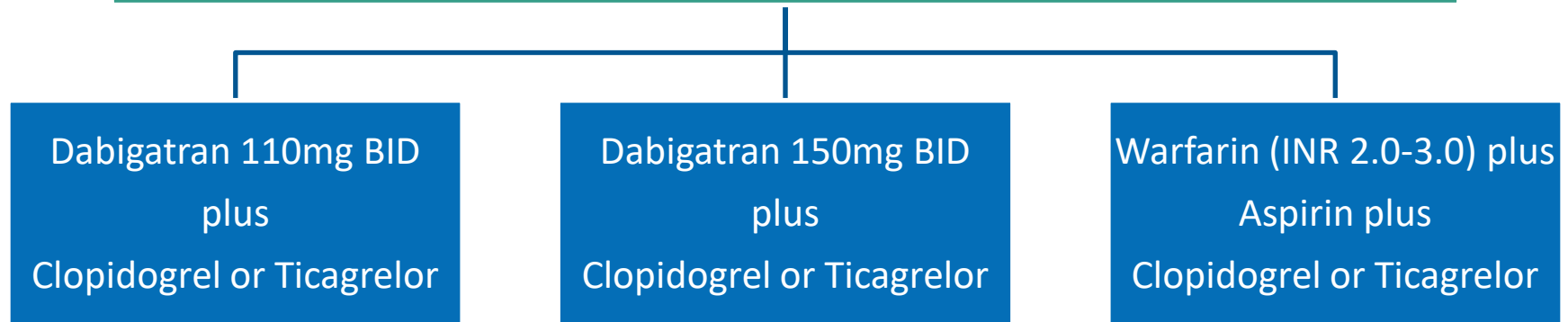
On the horizon...

# WOEST-2 Registry

- Prospective, multicenter, non-interventional cohort study involving patients with AF and/or prosthetic heart valves undergoing coronary revascularization
  - Chronic therapy with any oral anticoagulation
  - Receiving any P2Y<sub>12</sub>-inhibitor concomitantly
- Outcomes:
  - Composite of non-fatal MI or stroke, systemic embolism, and cardiovascular death
  - Bleeding episodes requiring hospitalization or change in antithrombotic therapy

# REDUAL-PCI: Evaluation of Dual Therapy With Dabigatran vs. Triple Therapy With Warfarin in Patients With AF That Undergo a PCI With Stenting

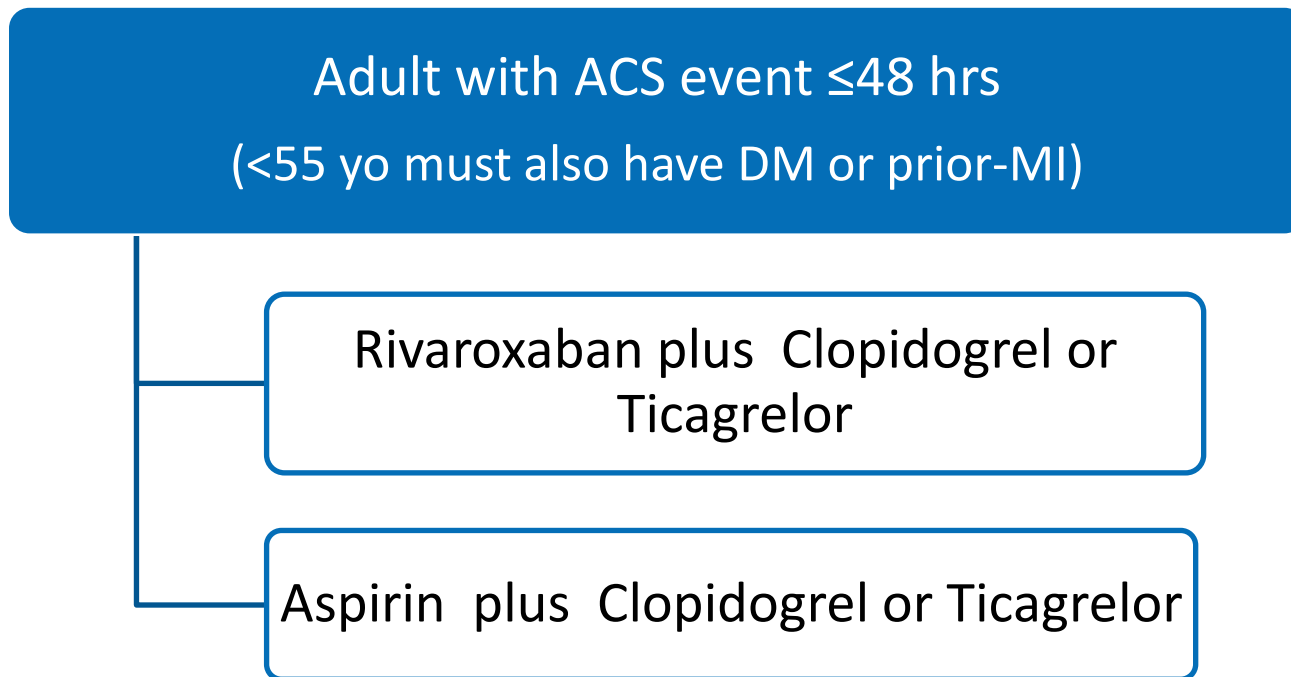
Adults >18 yo with non-valvular atrial fibrillation being treated for ACS/angina with PCI-S (DES or BMS)



1° Outcome: time to first ISTH major bleed or clinically relevant non-major bleed

2° Outcomes: death, non-CV death, CV death, MI, CVA, SE, ST, composites

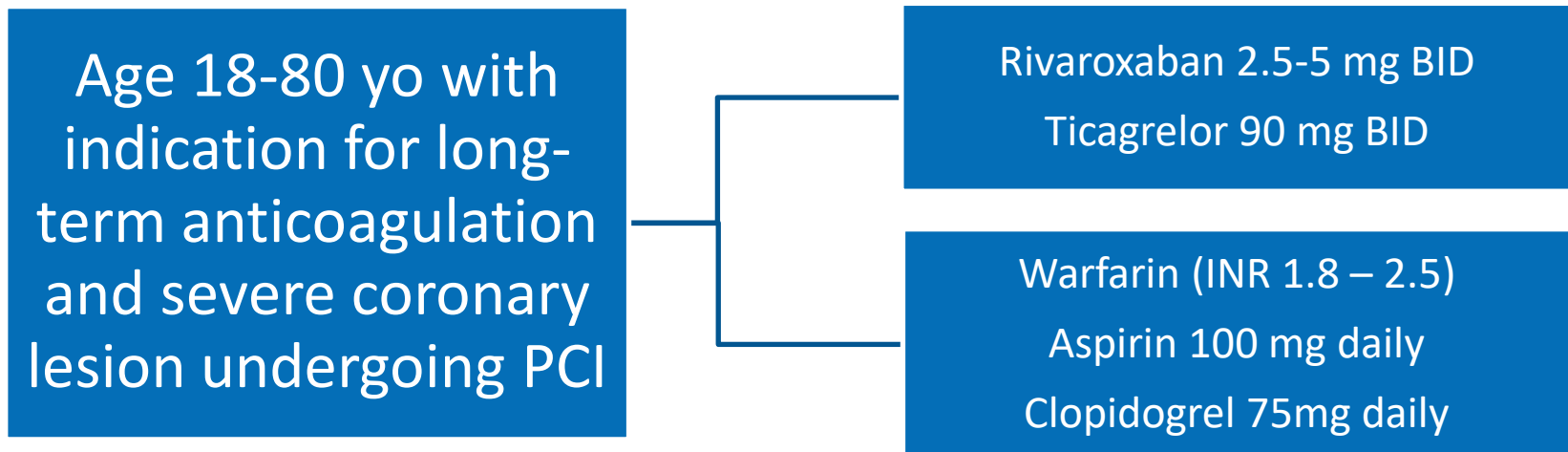
# GEMINI-ACS 1: Safety of Rivaroxaban vs ASA in addition to either Clopidogrel or Ticagrelor therapy in participants with ACS



1° Outcome: TIMI clinically significant bleeding events

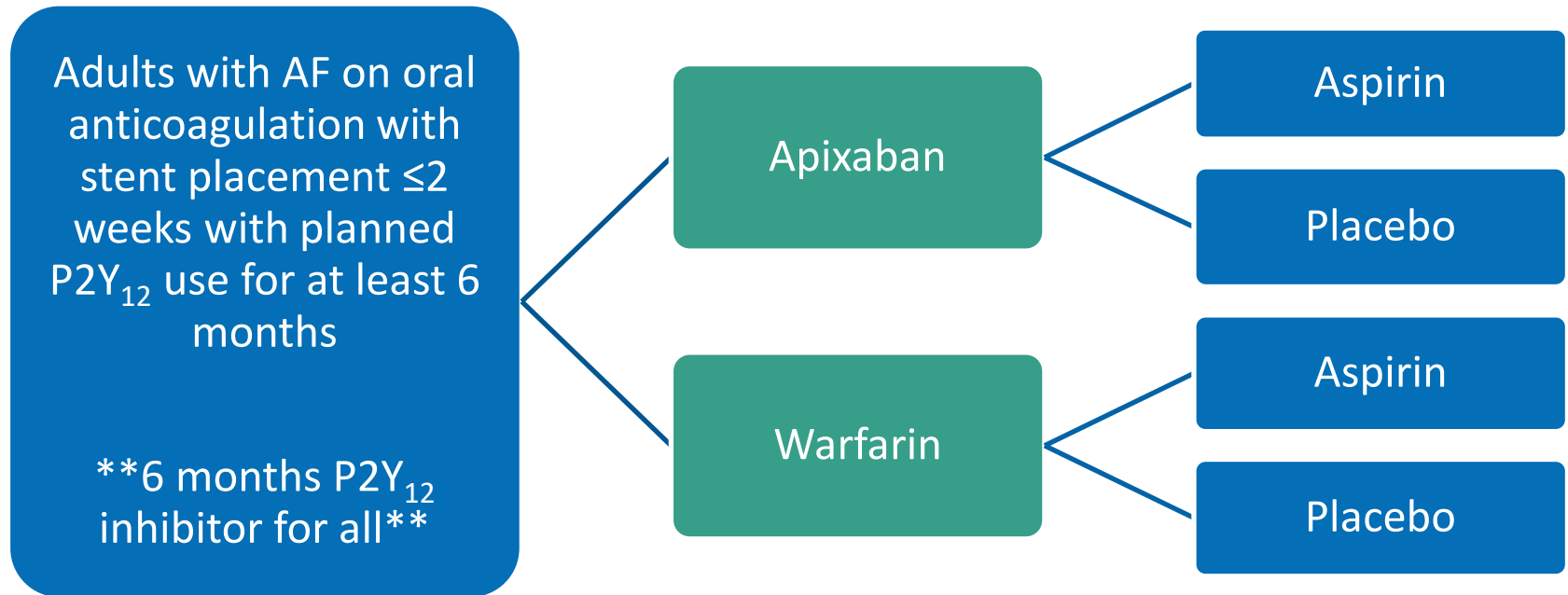


# RT-AF: Rivaroxaban in Patients With Atrial Fibrillation and Coronary Artery Disease Undergoing PCI



1° Outcome: Major or clinically relevant bleeding (ISTH)  
2° Outcome: Composite of death/MI/ST/Ischemic stroke

# AUGUSTUS Trial: Apixaban vs VKA in Patients With AF and ACS or PCI



1° Outcome: ISTH major or clinically non-major bleeding events by group  
2° Outcomes: Bleeding, MACE, re-hospitalizations

# APPROACH-ACS-AF: Apixaban vs Phenprocoumon in Patients with ACS and AF

Adult patients with ACS post-PCI requiring oral anticoagulation for AF/Aflutter (CHADS<sub>2</sub>VASc ≥2)

Apixaban 5mg/d plus Clopidogrel 75mg/d for 6 months

Phenprocoumon (INR 2.0 – 3.0) , Aspirin, and Clopidogrel

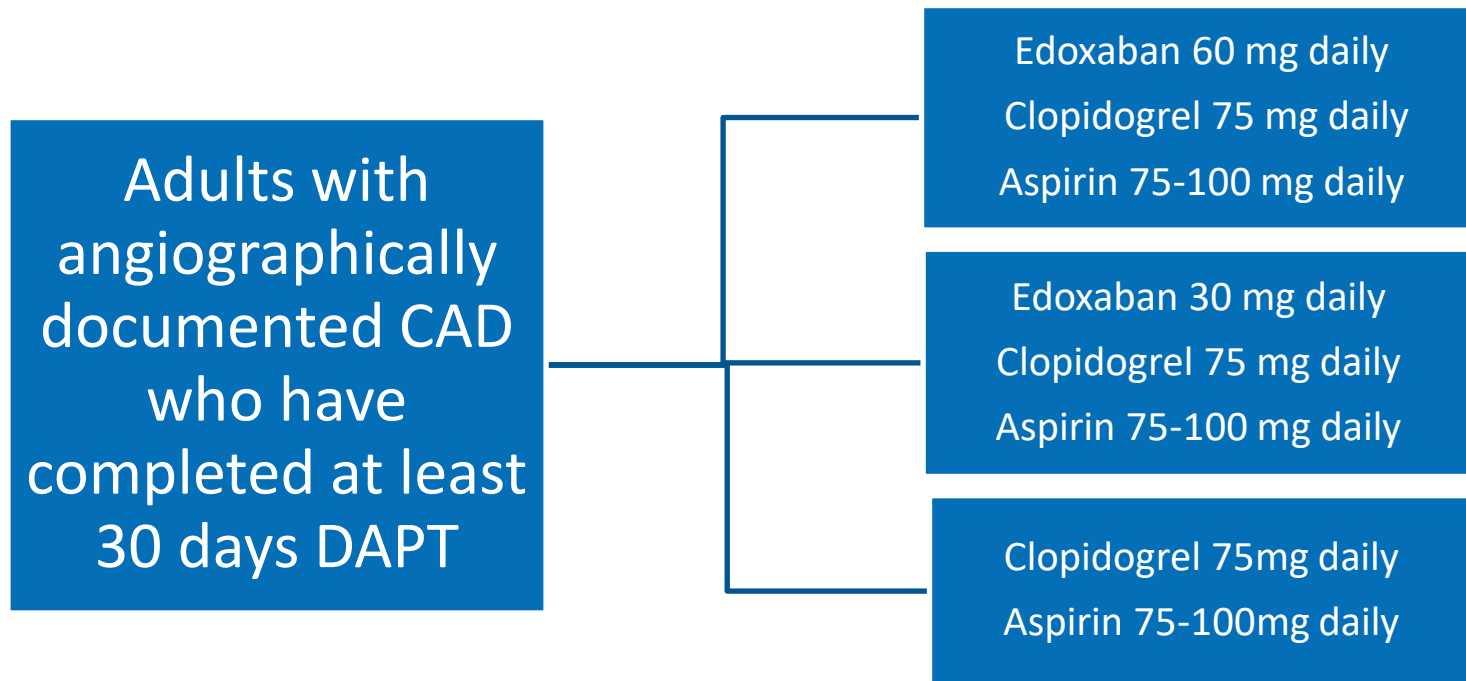
HAS-BLED <3:  
Triple therapy for 6 months

HAS-BLED 3:  
Triple therapy for one month,  
then Phenprocoumon &  
Clopidogrel alone

1° Outcome: BARC type ≥2 bleeding

2° Outcome: composite of death, MI, ST, CVA/SE; all individually

# EDOX-APT Trial: Edoxaban in Patients with Coronary Artery Disease on Dual Antiplatelet Therapy with Aspirin and Clopidogrel



1° Outcome: Clot strength +/- Edoxaban, TEG high-dose edoxaban vs DAPT

2° Outcome: Clot strength +/- Aspirin, TEG high-dose edoxaban + DAPT vs high-dose edoxaban + clopidogrel

# Case 1

- AJ is a 68 year-old man with a history of recent NSTEMI-ACS which was treated with a drug-eluting stent to his LAD who presented to his primary care physicians office complaining of progressively worsening shortness of breath over the past week. An ECG obtained in the office reveals atrial fibrillation and AJ is referred to the hospital for further management. While in the hospital, the team decides to manage AJ with rate control.

# Case 1

- Past Medical History:
  - Hypertension
  - Diabetes
  - CAD
    - s/p MI 3 months ago
  - Osteoarthritis
  - Allergic rhinitis
- Social History:
  - Current smoker – 1 pack/day
- Current Medications:
  - Aspirin 81 mg daily
  - Prasugrel 10 mg daily
  - Atorvastatin 80 mg daily
  - Lisinopril 10 mg daily
  - Amlodipine 5 mg daily
  - Metformin 1000 mg BID
  - Sitagliptin 100 mg daily
  - Loratadine 10 mg daily

# Case 1: Question # 1

- Which of the following would you recommend to reduce the risk of stroke in AJ?
  - a) Continue DAPT
  - b) Discontinue prasugrel
  - c) Add warfarin
  - d) Add a DOAC

## Case 1: Question # 2

- AJ chooses to be placed on anticoagulation therapy. Which of the following would you suggest at this time?
  - a) Discontinue aspirin, add warfarin
  - b) Switch prasugrel to clopidogrel, add warfarin
  - c) Continue aspirin, prasugrel, add warfarin
  - d) Continue aspirin, prasugrel, add DOAC
  - e) Switch prasugrel to clopidogrel, add DOAC



## Case # 2

- BW is an 75 year-old woman with a history of aortic stenosis (AS), who was admitted to the hospital for consideration of valve replacement secondary to repeated heart failure admissions due to AS. She was in the hospital for management of volume overload with intravenous loop diuretics for 5 days.
  - The surgery team is consulted and agrees that she is a candidate for surgical aortic valve replacement
  - BW receives a mechanical aortic valve, and is now out of the ICU and on the step-down floor

## Case # 2

- Past Medical History
  - Hypertension
  - Aortic Stenosis
  - CAD
  - Taxus DES placed in her left circumflex artery 15 months ago
  - Osteoporosis
  - GERD
- Medications:
  - Aspirin 81 mg daily
  - Atorvastatin 40 mg daily
  - Vitamin D 2000 units daily
  - Calcium 500 mg TID
  - Pantoprazole 40 mg daily
  - Clopidogrel 75 mg daily (currently holding)
  - Warfarin dosed to target INR 2-3

Surgical team pages you for recommendations: Clopidogrel

# Case 2: Question # 1

- How would you manage BW's antithrombotic therapy?
  - a) Continue triple therapy (aspirin, clopidogrel, warfarin)
  - b) Discontinue clopidogrel
  - c) Change warfarin to DOAC (aspirin, clopidogrel, DOAC)
  - d) Discontinue aspirin

# Key Takeaways

- Key Takeaway #1
  - Triple therapy with DAPT + OAC increases bleeding, but is often unavoidable in clinical practice
- Key Takeaway #2
  - DAPT is recommended in patients with recent ACS and stent placement, and OAC alone does not provide protection
- Key Takeaway #3
  - OAC is superior to DAPT in stroke prevention in AF
- Key Takeaway # 4
  - Dual therapy options with either single antiplatelet therapy plus OAC (either warfarin or DAOAC) have potential, but ongoing clinical trial data will clarify the risks and benefits of this strategy compared with triple therapy

# Questions?